

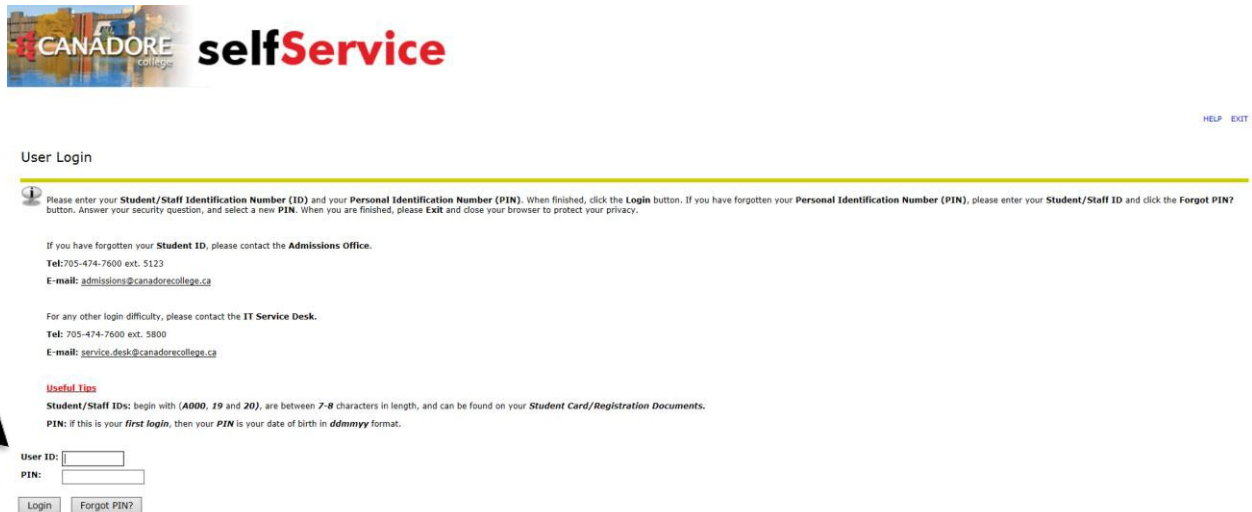
Welcome to Post-Secondary Web Registration! Please review the step-by-step guidelines before proceeding to registration. It will help you get familiar with the website.

[Click here to enter Online Registration.](#)

Important Note:

The information contained on the screens captured for this tutorial may change from year to year. It is the student’s responsibility to ensure that he or she reads each screen carefully during registration to ensure that he or she fully understands his or her responsibilities and obligations towards his or her education.

1. To log into Self Service, you will need to enter your Student ID Number into the User ID field. Your PIN is your birth date (ddmmyy).



selfService

HELP EXIT

User Login

Please enter your **Student/Staff Identification Number (ID)** and your **Personal Identification Number (PIN)**. When finished, click the **Login** button. If you have forgotten your **Personal Identification Number (PIN)**, please enter your **Student/Staff ID** and click the **Forgot PIN?** button. Answer your security question, and select a new **PIN**. When you are finished, please **Exit** and close your browser to protect your privacy.

If you have forgotten your **Student ID**, please contact the **Admissions Office**.
Tel: 705-474-7600 ext. 5123
E-mail: admissions@canadorecollege.ca

For any other login difficulty, please contact the **IT Service Desk**.
Tel: 705-474-7600 ext. 5800
E-mail: service.desk@canadorecollege.ca

Useful Tips
Student/Staff IDs: begin with **(A000, 19 and 20)**, are between **7-8** characters in length, and can be found on your **Student Card/Registration Documents**.
PIN: if this is your **first login**, then your **PIN** is your date of birth in **ddmmyy** format.

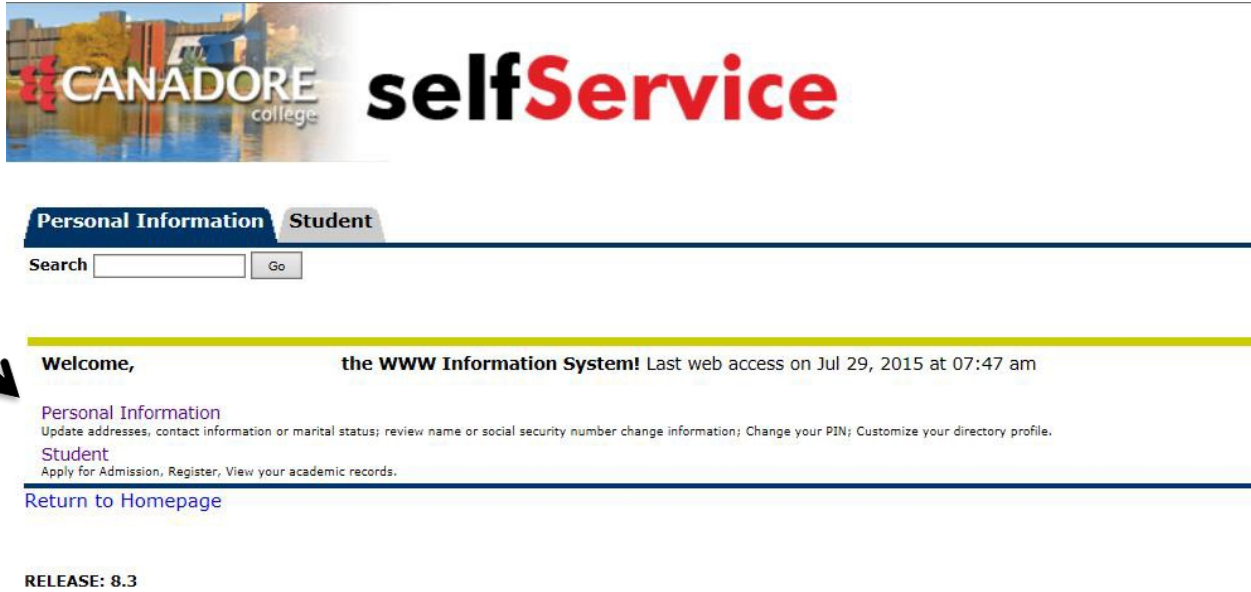
User ID:
PIN:

If you cannot remember your PIN, click the “Forgot PIN?” button.

Important Note:

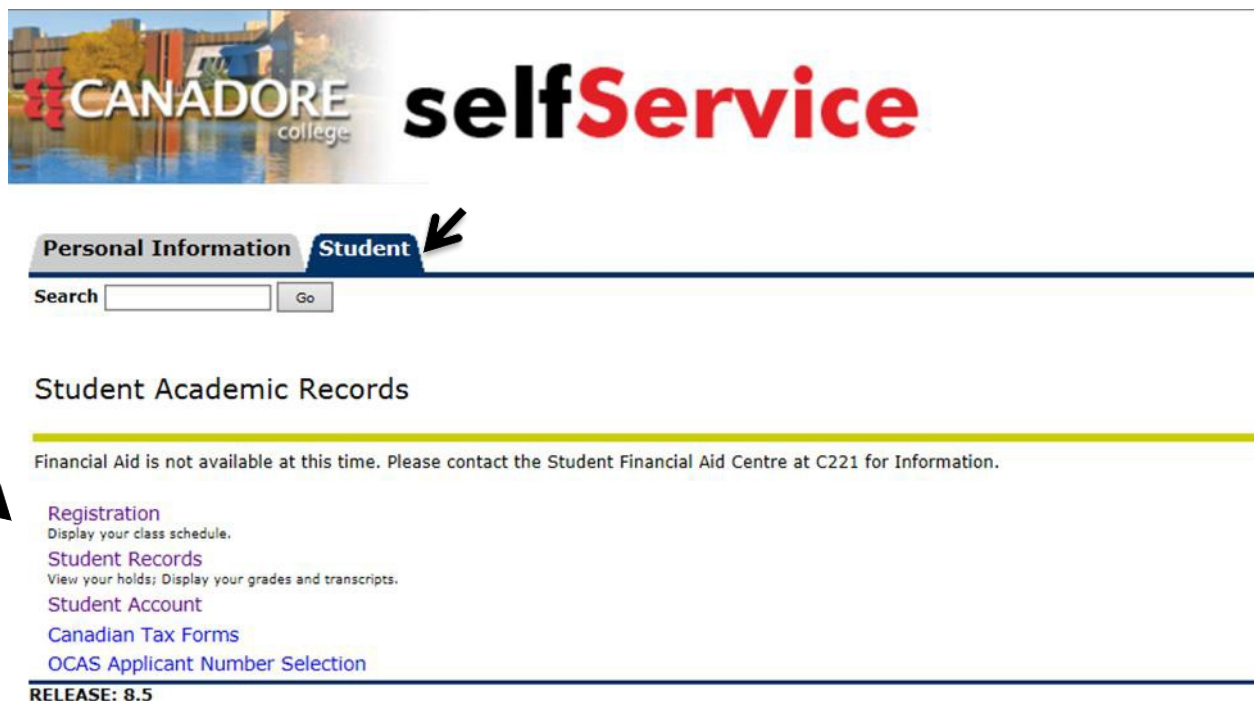
The information contained on the screens captured for this tutorial may change from year to year. It is the student’s responsibility to ensure that he or she reads each screen carefully during registration to ensure that he or she fully understands his or her responsibilities and obligations.

2. Click on “Personal Information.” Please ensure that all your personal information is accurate before continuing with your registration.



The screenshot shows the Canadore College selfService website. At the top left is the Canadore College logo. To its right is the text "selfService" in a large, bold font, with "self" in black and "Service" in red. Below the logo and text is a navigation bar with two tabs: "Personal Information" (which is highlighted in blue) and "Student". Underneath the navigation bar is a search box with the label "Search" and a "Go" button. A yellow horizontal line separates the navigation area from the main content area. The main content area starts with a "Welcome," message followed by "the WWW Information System! Last web access on Jul 29, 2015 at 07:47 am". Below this are two links: "Personal Information" (with a subtext: "Update addresses, contact information or marital status; review name or social security number change information; Change your PIN; Customize your directory profile.") and "Student" (with a subtext: "Apply for Admission, Register, View your academic records."). A blue horizontal line is below these links, followed by a "Return to Homepage" link. At the bottom of the page, it says "RELEASE: 8.3". A black arrow points to the "Personal Information" link.

3. Select the “Student” tab, and then click on “Registration.”

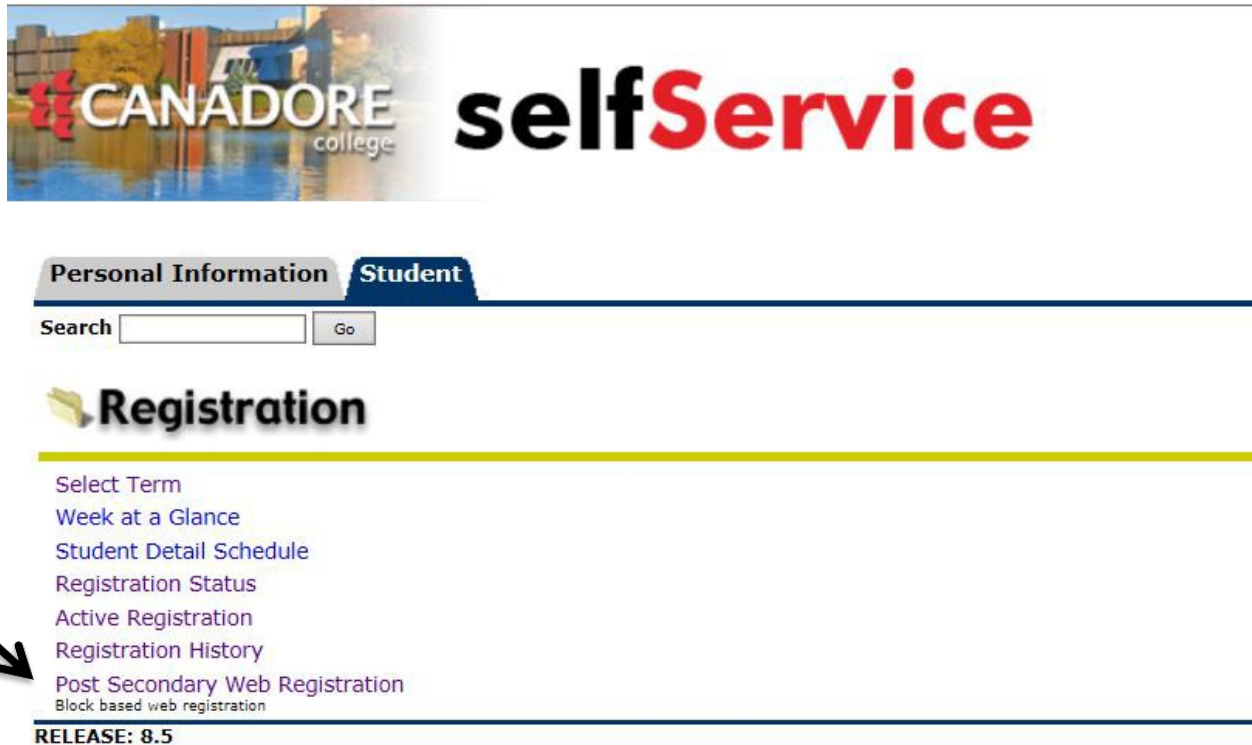


The screenshot shows the Canadore College selfService website. At the top left is the Canadore College logo. To its right is the text "selfService" in a large, bold font, with "self" in black and "Service" in red. Below the logo and text is a navigation bar with two tabs: "Personal Information" and "Student" (which is highlighted in blue). A black arrow points to the "Student" tab. Underneath the navigation bar is a search box with the label "Search" and a "Go" button. A yellow horizontal line separates the navigation area from the main content area. The main content area starts with the heading "Student Academic Records". Below this is a message: "Financial Aid is not available at this time. Please contact the Student Financial Aid Centre at C221 for Information." Below the message are five links: "Registration" (with a subtext: "Display your class schedule."), "Student Records" (with a subtext: "View your holds; Display your grades and transcripts."), "Student Account", "Canadian Tax Forms", and "OCAS Applicant Number Selection". A blue horizontal line is below these links, followed by "RELEASE: 8.5". A black arrow points to the "Registration" link.

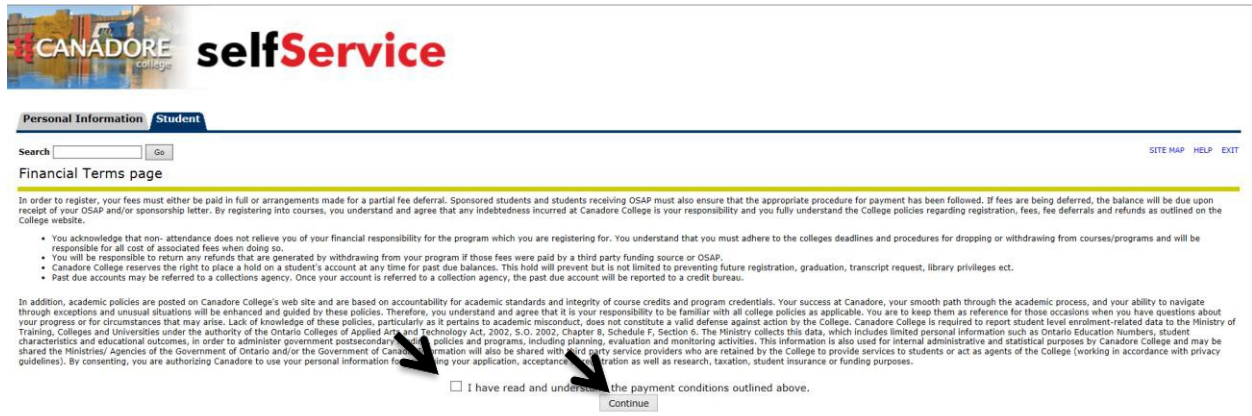
Important Note:

The information contained on the screens captured for this tutorial may change from year to year. It is the student’s responsibility to ensure that he or she reads each screen carefully during registration to ensure that he or she fully understands his or her responsibilities and obligations.

4. Click on “Post Secondary Web Registration.”



5. **IMPORTANT: Please read this screen very carefully before clicking accept.** Once you have carefully read and fully understood the financial terms, check the box and click “Continue.”



SCREENSHOT

Important Note:

The information contained on the screens captured for this tutorial may change from year to year. It is the student’s responsibility to ensure that he or she reads each screen carefully during registration to ensure that he or she fully understands his or her responsibilities and obligations.

- Please verify that this page contains the correct semester and term. Should the information be incorrect, please contact the Registrar at 705 474-7600 extension 5123. If the information is correct, click on the program code to continue.

Personal Information Student

Search

Web Registration Start Page A00C

Please select your program below. If this is not your program listed, please contact the Registrar's Office at 705-474-7600 ext.5123 or email admissions@canadorecollege.ca.

TERM	PROGRAM	CAMPUS	SEM	STATUS	Select a Program
Fall 2015	Business	College Drive	1	Returning	BUS2

RELEASE: 6.0

- Please make any necessary changes to your email address and SIN, and select UPDATE.

**** Note: Scroll down to the bottom of this page to select your payment option ****

Student Information Page

A000xxxxx Student Student
Aug 04, 2020 11:12 am

Your registration window is as follows:

From	Begin Time	To	End Time
Aug 04, 2020	11:00 am	Aug 04, 2020	04:00 pm

STUDENT INFORMATION

Student Number: A000xxxxx
 Full Name: Student Student
 OEN Number:
 Term: Fall 2020
 Major: BUS2, Business
 Semester: 3
 Campus: CD, College Drive

PERSONAL INFORMATION UPDATE SECTION

Current Email Address:

New Email Address:

SIN:

Update your email if necessary and please enter your SIN number here and click update

Important Note:

The information contained on the screens captured for this tutorial may change from year to year. It is the student's responsibility to ensure that he or she reads each screen carefully during registration to ensure that he or she fully understands his or her responsibilities and obligations.

8. Select one of the following options and select Continue.

Please click an option below to view your required minimum payment to continue with registration.

****PLEASE NOTE**** CHECK YOUR TIMETABLE FREQUENTLY BEFORE CLASSES START AS CHANGES TO STUDENT TIMETABLES ARE SOMETIMES REQUIRED.

If you have already registered in your courses and want to change your selection, you will have to select all your courses again, including mandatory, elective and general education courses, if applicable, prior to clicking the "Submit Registration" button.

Are you one of the following?

- Sponsored Student:
- OSAP Student:
- None of the above

Continue

9. On this page, you will select a block of courses. Depending on the program in which you are enrolled, there may be more than one block available. Please select the schedule that you prefer.

Block Based Web Registration - Select Block

Term: 201510 - Fall 2015
 Program: BUS2 - Business
 Semester: 1

Please pick one block from below plus any mandatory elective and general education courses. Some courses have more than one block to choose from. The courses within each block are the same, only the times they are delivered are different. General Education strengthens student's generic skills, such as critical analysis, problem solving, and communication, in the context of an exploration of topics with broad-based personal and / or societal importance. The General Education requirement for programs of instruction is stipulated in the Credentials Framework (Appendix A in the Minister's Binding Policy Directive Framework for Programs of Instruction).

Status	CRN	Subj	Crse	Title	Camp	Dates	Instructor
<input type="checkbox"/> Not Registered	10934	ACC	135	Applied Accounting I	CD	08SEP15-18DEC15	T. Reed
<input type="checkbox"/> Not Registered	11041	BUS	102	Business Processes	CD	08SEP15-18DEC15	T. Thomason
<input type="checkbox"/> Passed	11082	CMM	125	College Communications I	CD	08SEP15-18DEC15	D. Papineau-Magill
<input type="checkbox"/> Not Registered	11211	GED	125	Government Relations	CD	08SEP15-18DEC15	D. Thompson
<input type="checkbox"/> Not Registered	11277	MKT	100	Marketing for Business	CD	08SEP15-18DEC15	S. Hunt
<input type="checkbox"/> Not Registered	11298	MTH	170	Business Mathematics	CD	08SEP15-18DEC15	T. Faculty

No Courses have been selected

Continue

[Preview Draft Timetable]

10. Once you select a block, a draft timetable will appear on the right of your screen. Make sure you scroll to the bottom of the page as your program may have mandatory electives for you to choose. The number of electives you are required to select will be indicated. You may also click on the course title for a description of the course. Once you select an elective, it will appear in your draft timetable. Click "Continue."

Important Note:

The information contained on the screens captured for this tutorial may change from year to year. It is the student's responsibility to ensure that he or she reads each screen carefully during registration to ensure that he or she fully understands his or her responsibilities and obligations.

Please pick one block from below plus any mandatory elective and general education courses. Some courses have more than one block to choose from. The courses within each block are the same, only the times they are delivered are different. General Education strengthens student's generic skills, such as critical analysis, problem solving, and communication, in the context of an exploration of topics with broad-based personal and / or societal importance. The General Education requirement for programs of instruction is stipulated in the Credentials Framework (Appendix A in the Minister's Binding Policy Directive Framework for Programs of Instruction).


BUS21CDMA Business Sem 1							This is a draft timetable							
Status	CRN	Subj	Crse	Title	Camp	Dates	Instructor	Monday	Tuesday	Wednesday	Thursday	Friday	Saturday	Sunday
<input checked="" type="checkbox"/> Not Registered	10934	ACC	135	Applied Accounting I	CD	08SEP15-18DEC15	T. Reed							
<input checked="" type="checkbox"/> Not Registered	11041	BUS	102	Business Processes	CD	08SEP15-18DEC15	T. Thomason							
<input type="checkbox"/> Passed	11082	CMM	125	College Communications I	CD	08SEP15-18DEC15	D. Papineau-Magill							
<input checked="" type="checkbox"/> Not Registered	11211	GED	125	Government Relations	CD	08SEP15-18DEC15	D. Thompson							
<input checked="" type="checkbox"/> Not Registered	11277	MKT	100	Marketing for Business	CD	08SEP15-18DEC15	S. Hunt							
<input checked="" type="checkbox"/> Not Registered	11298	MTH	170	Business Mathematics	CD	08SEP15-18DEC15	T. Faculty							

Sep 08, 2015 - Dec 18, 2015						
Monday	Tuesday	Wednesday	Thursday	Friday	Saturday	Sunday
08:30 MTH170 11298 08:30 - 09:30 Lecture/Lab T. Faculty		MTH170 11298 08:30 - 09:30 Lecture/Lab T. Faculty	GED125 11211 08:30 - 11:30 Lecture/Lab D. Thompson			
09:00 MKT100 11277 09:30 - 10:30 Lecture/Lab S. Hunt		BUS102 11041 09:30 - 10:30 Lecture/Lab T. Thomason		MKT100 11277 09:30 - 11:30 Lecture/Lab S. Hunt		
10:00 BUS102 11041 10:30 - 12:30 Lecture/Lab T. Thomason						
11:00 MTH170 11298 11:30 - 12:30 Lecture/Lab T. Faculty						
12:00 ACC135 10934 12:30 - 14:30 Lecture/Lab T. Reed			ACC135 10934 12:30 - 14:30 Lecture/Lab T. Reed			
13:00						
14:00						

[\[Preview Draft Timetable \]](#)

11. Click "Submit to Register" to formally register for your courses.

File Edit View Favorites Tools Help



Personal Information Student

Search

Confirm selected block and courses

Term: 201510 - Fall 2015
Program: BUS2 - Business
Semester: 1

Mandatory Block - BUS21CDMA - Business Sem 1			
CRN	Subject	Course	Title
10934	ACC	135	Applied Accounting I
11041	BUS	102	Business Processes
11211	GED	125	Government Relations
11277	MKT	100	Marketing for Business
11298	MTH	170	Business Mathematics

[\[Preview Draft Timetable \]](#)

Congratulations! You have successfully registered for your courses!

Important Note:

The information contained on the screens captured for this tutorial may change from year to year. It is the student's responsibility to ensure that he or she reads each screen carefully during registration to ensure that he or she fully understands his or her responsibilities and obligations.

To view your schedule, click “View Timetable.”



Personal Information **Student**

Search Go

Register students selection

You have successfully registered for your program. You can print your timetable from this screen. To log out press exit. Canadore College reserves the right to change or cancel programs or courses. The frequently to ensure that no changes have been made.

Timetable For Fall 2015

Title	CRN	Subj	Crse	Activity	Date	Status
Applied Accounting I	10934	ACC	135	Jul 29, 2015 10:26 am	**Web Registered**	
Business Processes	11041	BUS	102	Jul 29, 2015 10:26 am	**Web Registered**	
Government Relations	11211	GED	125	Jul 29, 2015 10:26 am	**Web Registered**	
Marketing for Business	11277	MKT	100	Jul 29, 2015 10:26 am	**Web Registered**	
Business Mathematics	11298	MTH	170	Jul 29, 2015 10:26 am	**Web Registered**	


[\[View Timetable\]](#)

To print, click “Print Format.”

Click here for print format


 [Print Format](#)

Sep 08, 2015 - Dec 18, 2015

	Monday	Tuesday	Wednesday	Thursday	Friday	Saturday	Sunday
8AM							
9AM	<p>MTH 170 11298 CD D103 8:30 am-9:20 am Lecture/Lab T. Faculty</p>		<p>MTH 170 11298 CD D321 8:30 am-9:20 am Lecture/Lab T. Faculty</p>	<p>GED 125 11211 CD D352 8:30 am-11:20 am Lecture/Lab D. Thompson</p>			
10AM	<p>MKT 100 11277 CD D103 9:30 am-10:20 am Lecture/Lab S. Hunt</p>		<p>BUS 102 11041 CD C102 9:30 am-10:20 am Lecture/Lab T. Thomason</p>		<p>MKT 100 11277 CD D105 9:30 am-11:20 am Lecture/Lab S. Hunt</p>		
11AM	<p>BUS 102 11041 CD D105 10:30 am-12:20 pm Lecture/Lab</p>						

Don't forget to log out.

Important Note:

The information contained on the screens captured for this tutorial may change from year to year. It is the student's responsibility to ensure that he or she reads each screen carefully during registration to ensure that he or she fully understands his or her responsibilities and obligations.