



Parents' Corner



New site coming soon!

EMSB CONNECT :

A showcase of student work and contest winners!

English
Language Arts

Read every day!

This week is all about falling in love with reading!



Go through your bookshelf and find your favourite book. Grab that book and reread it! Go to [Raz-Kids](#) if you can't think of a book or don't have one you like at home.

Hey parents! Here are some [tips](#) on talking about books with your child.

Talk Till You Drop!


Listen to these children talk about their favourite books: [Slithery Snakes](#) and [Chalk](#).



Talk to a parent about your favourite book. What do you love about it? Which character is your favourite? What is the most exciting part of the story? Ask a parent what their favourite book was when they were younger.

Write The Day Away!

Look at and discuss these [book covers](#) with a family member. What do you think of the titles and the illustrations? Choose the one you like the most and write a few sentences about it in your journal.



Let's Connect!

[Redesign the book cover](#) of your favourite book or a book you really enjoy!

Do you want to share your newly redesigned book cover with EMSB Connects? Have a parent fill out the permission form.



Mathematics

Tally it Up!

Learn about tally charts from [Tumble Math](#)! Click on 'MathSearch' and enter the title: 'Let's Make a Tally Chart'

Try this activity: [Shoes around the house](#)



For extra practice, complete:

Take a Look at the Data!

Read about bar graphs on [Tumble Math](#)! Click on 'MathSearch' and enter the book: 'Let's Make a Bar Graph'

Application Questions

Try the following application question:

Grade 1: [In your Aquarium](#)



Bar Graphs are Fun!

Watch the [video](#) about bar graphs!



Now it's your turn to create a bar graph using this [handout](#)!

For extra practice, complete:



[Digit 1B](#): p. 106 - 107

Pictographs!

Read all about pictographs on [Tumble Math](#)! Click on 'MathSearch' and enter the book: 'Let's Make a Pictograph'

Application Questions

Try the following application question:

Grade 1: [My Favourite Winter Activities](#)



[Version française des activités](#)

Application Question
The answers to last week's activities are [here](#).






Digit 1B: p. 108
Digit 2B: p. 103

Topic: Displays data using a table, a bar graph and a pictograph

Grade 2:
Mother's Day Activities




Topic: Interprets and displays data using a table, a bar graph and a pictograph

Digit 2B: p. 105

Topic: Displays data using a table, a bar graph and a pictograph

Grade 2:
End-of Year Party



Topic: Interprets and displays data using a table, a bar graph and a pictograph

This week's answers will be posted next week!



Histoires de loup...
Choisis l'une des photos. Parles-en ou écris quelques phrases à ce sujet.
Voici les [photos](#).



Loup en phrases!
Consulte la [liste](#).
*Choisis des mots de la liste et écris des phrases sur le thème du **loup** avec ces mots.
Ex: Le loup est *un animal*.
Le loup est *brun* et *noir*.
*Illustre chaque phrase.

À la découverte des loups



Voici trois projets qui te permettront de mieux connaître les loups.
Des ressources pour réaliser ces projets sont disponibles [ici](#).

Amuse-toi!
*Apprends à dessiner un loup.
*Joue en famille à:
- Quelle heure est-il Monsieur le loup? ([règles](#))
- Promenons-nous dans les bois ([règles à la page 34](#))
*Bricole un [masque de loup](#).




Active @ Home

Just Dribble it! Find a ball you can dribble with your hands, and get ready to practice your tricks! [Click here for the full instructions](#).
You are on your way to being the next Brittney Griner! (or just enjoying some pick-up in the park!).

Producers, Consumers, and Decomposers

Have you ever wondered what happens to stuff after it dies?




Find out [here](#)!

Create your own video game [here](#).

So Many Different Types of Houses!

Ever wonder what houses around the globe look like?
[Video](#)

What house do you see [here](#).



GEOMETRICART -1



Knock! Knock!
Who's there?
The designer.
The designer who?
The designer who is going to design a house...That's who!
[ENTER!](#)

