

# Learning at Home

OCCUPATIONAL THERAPY | SPEECH & LANGUAGE | SPECIAL EDUCATION

## ACTIVITY: Grocery Store



What you will need:

- Grocery store flyers
- Paper or template on page below
- Scissors
- Tape/glue
- Pencil



What to do:

- Using store ads, you will create your own supermarket.
- Go through the flyers and find items for different categories. The following are some suggestions:
  - Dairy products - ex: yogurt
  - Meat/Poultry - ex: minced meat
  - Fruits - ex: oranges
  - Vegetables - ex: broccoli
  - Drinks - ex: apple juice
  - Baked goods - ex: flour
  - Cleaning products - ex: Mr. Clean
  - Hygiene Products - ex. Shampoo
- Cut out a variety of items and sort them according to their category. Each category should have at least 3-5 different products.
- Write the name of the item and the price of each product (see template on next page).
- Give your supermarket an original name.

### VOCABULARY

As you help your child sort the items, discuss how they are alike and different (ex: apple pie and ice cream are types of desserts. One is baked, the other is frozen, etc)

### EARLY LITERACY #1

Encourage your child to break up the words into syllables and/or sounds before they spell them. [Click here](#) for info on Phonological Awareness. Adapt to their level!

### EARLY LITERACY #2

Use an alphabet letter chart to help your child match the sounds to the letter(s) in the words they spell. Take turns so your child can see how you use this tool! See last page for example.

### HANDWRITING

Practice tracing, copying or writing the name of each item. Provide an example of how to form each letter to ensure that each letter is formed with proper sequence of strokes.

### SCISSOR SKILLS

Practice cutting accurately around the borders of the image. If this is challenging, trace around the image with a marker. [Click here](#) for tips for scissor skills and for how scissor skills develop.

### GROSS MOTOR










Take a movement break! Each time a category is finished, get up and do a gross motor movement, such as animal walks, jumping jacks, skipping, jumping up and down.

## What learning is happening:







- Scissor skills
- Number skills
- Vocabulary: Word Categories and Associations
- Literacy skills: Phonological Awareness, Letter-Sound Awareness



Name of Supermarket: \_\_\_\_\_

Dairy 	Meat/Poultry 	Fruit 	Vegetable 	Baked Goods 	Drink 	Cleaning Products 	Hygiene Products 
Yogurt \$2.30 							

EXAMPLE SOUND-LETTER CHART

					
A a	B b	C c	D d	E e	F f