



Kansas City University

COLLEGE OF OSTEOPATHIC MEDICINE

# Graduate Distribution Maps

*Data and map visuals provided by the  
National Center for the Analysis of Healthcare Data*

2025

**NCAHD**

**National Center for the  
Analysis of Healthcare Data**

A light gray background featuring a faint, stylized map of the United States. The map is composed of thin white lines that outline the borders of the states and major cities, creating a subtle grid-like pattern across the entire page.

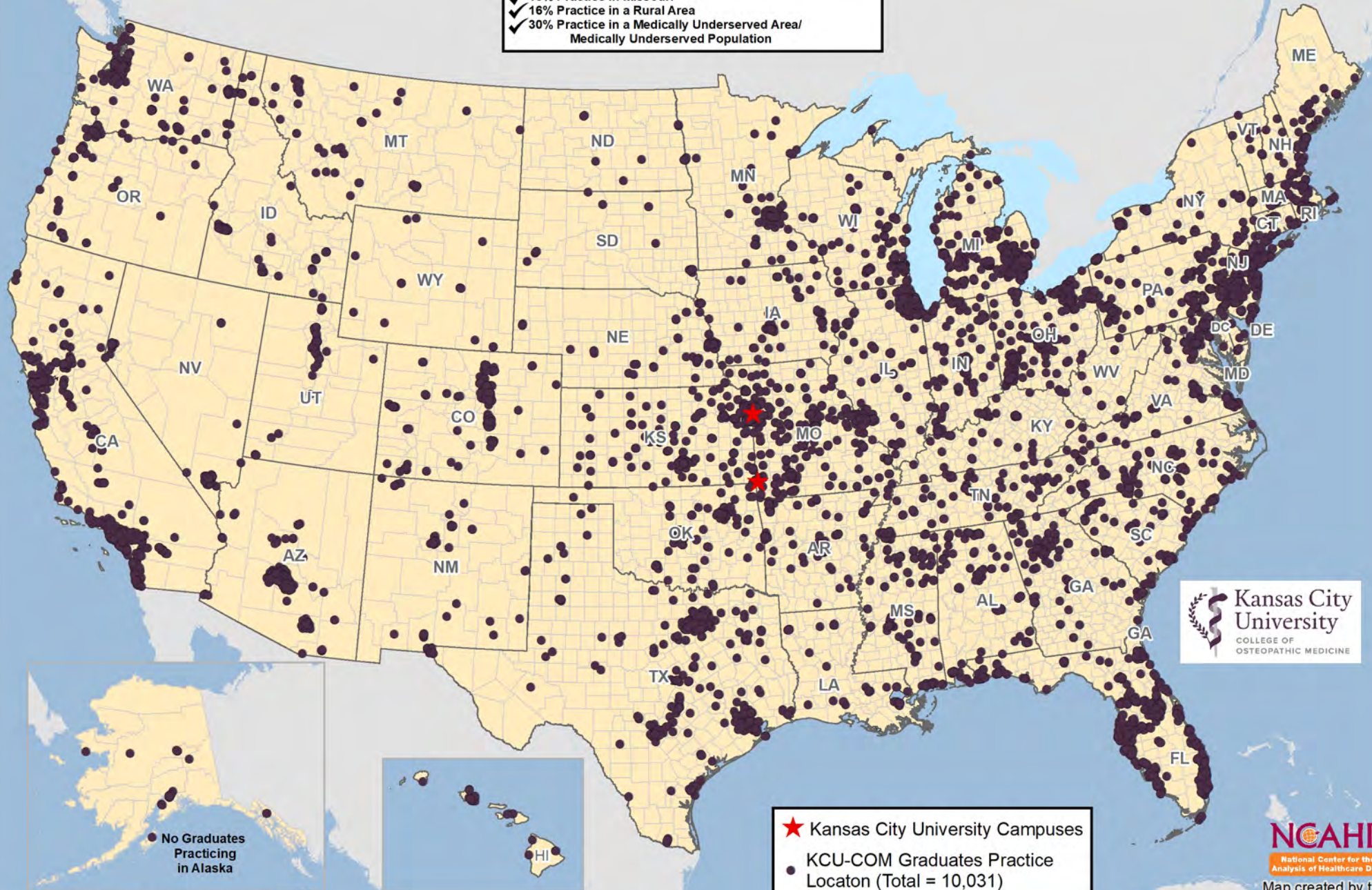
# National Maps

KCU-COM GRADUATE DISTRIBUTION



# National Distribution of Kansas City University Graduates

- ✓ 46% of KCU-COM Alumni practice a Primary Care Specialty
- ✓ 49% Practice in a Primary Care HPSA
- ✓ 15% Practice in Missouri
- ✓ 16% Practice in a Rural Area
- ✓ 30% Practice in a Medically Underserved Area/ Medically Underserved Population



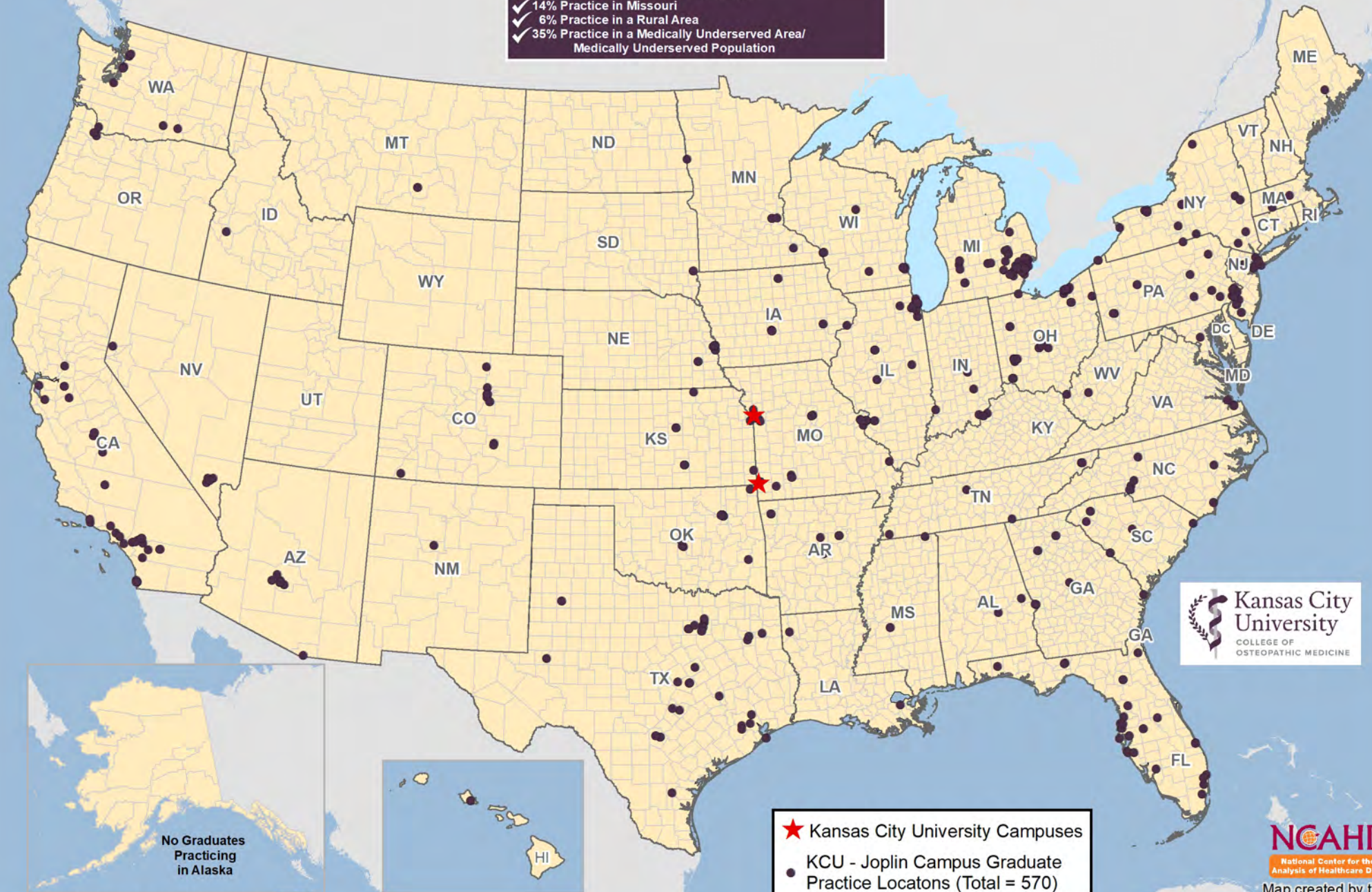
Map created by the  
National Center for the  
Analysis of Healthcare Data  
December 5, 2024

Data Source: NCAHD's Enhanced State Licensure Data (2024);  
Rural designation is OMB's county/census tract; MUA/MUP and  
PC HPSA came from HRSA (10/2024)



# National Distribution of Kansas City University Graduates Joplin Campus

- ✓ 57% of KCU-COM Alumni practice a Primary Care Specialty
- ✓ 56% Practice in a Primary Care HPSA
- ✓ 14% Practice in Missouri
- ✓ 6% Practice in a Rural Area
- ✓ 35% Practice in a Medically Underserved Area/  
Medically Underserved Population



Data Source: NCAHD's Enhanced State Licensure Data (2024);  
Rural designation is OMB's county/census tract; MUA/MUP and  
PC HPSA came from HRSA (10/2024)

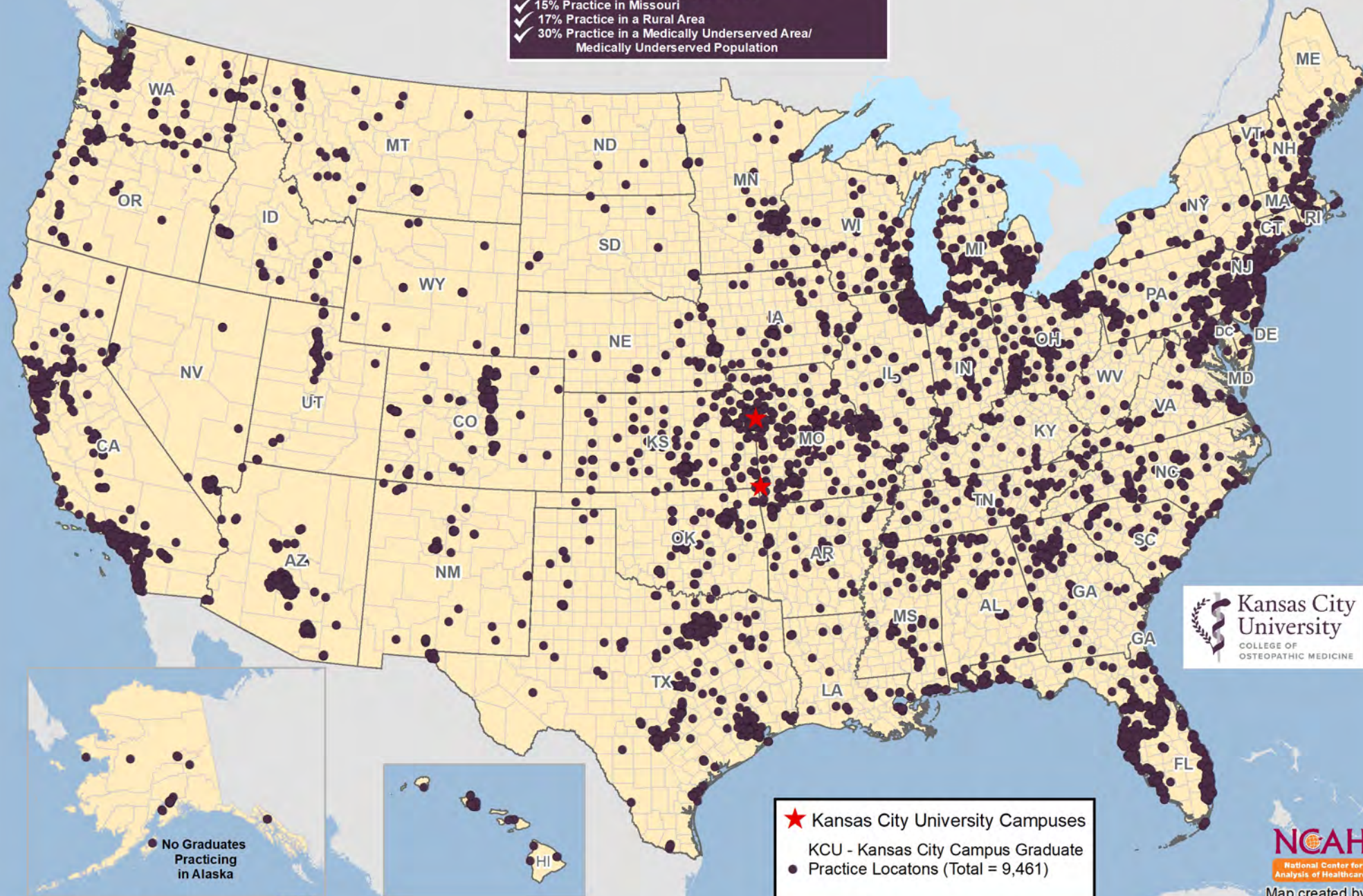
Map created by the  
National Center for the  
Analysis of Healthcare Data  
November 19, 2024



# National Distribution of Kansas City University Graduates

## Kansas City Campus

- ✓ 45% of KCU-COM Alumni practice a Primary Care Specialty
- ✓ 49% Practice in a Primary Care HPSA
- ✓ 15% Practice in Missouri
- ✓ 17% Practice in a Rural Area
- ✓ 30% Practice in a Medically Underserved Area/  
Medically Underserved Population



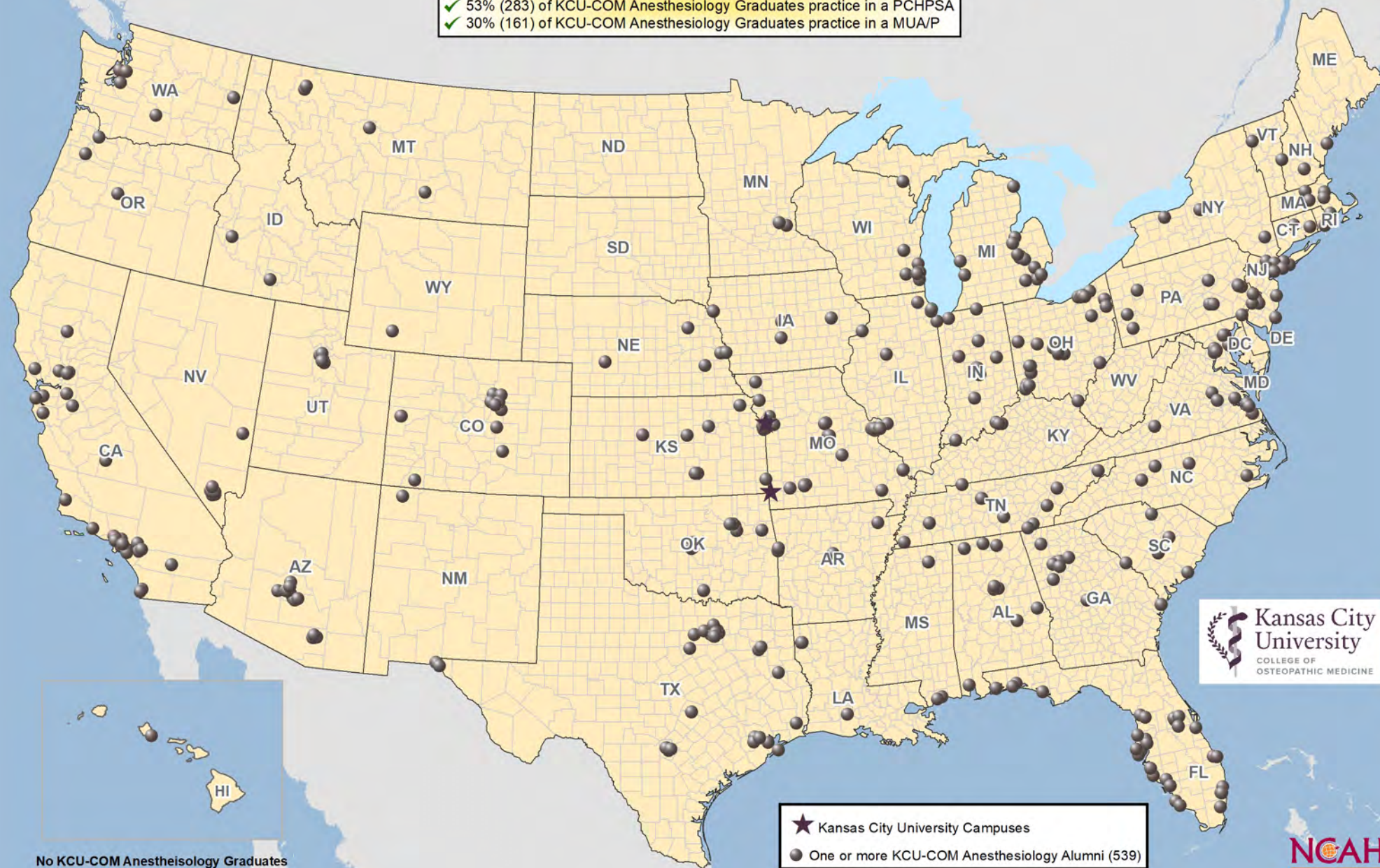
Data Source: NCAHD's Enhanced State Licensure Data (2024); Rural designation is OMB's county/census tract; MUA/MUP and PC HPSA came from HRSA (10/2024)

Map created by the  
National Center for the  
Analysis of Healthcare Data  
November 19, 2024



# National Distribution of Kansas City University College of Osteopathic Medicine ANESTHESIOLOGY Graduates

- ✓ 9% (49) of KCU-COM Anesthesiology Graduates practice in a Rural Area
- ✓ 53% (283) of KCU-COM Anesthesiology Graduates practice in a PCHPSA
- ✓ 30% (161) of KCU-COM Anesthesiology Graduates practice in a MUA/P



No KCU-COM Anesthesiology Graduates  
Practicing in Alaska

Data Source: NCAHD's Enhanced State Licensure Data (2024);  
Rural designation is OMB's county/census tract; MUA/MUP and  
PC HPSA came from HRSA (10/2024)

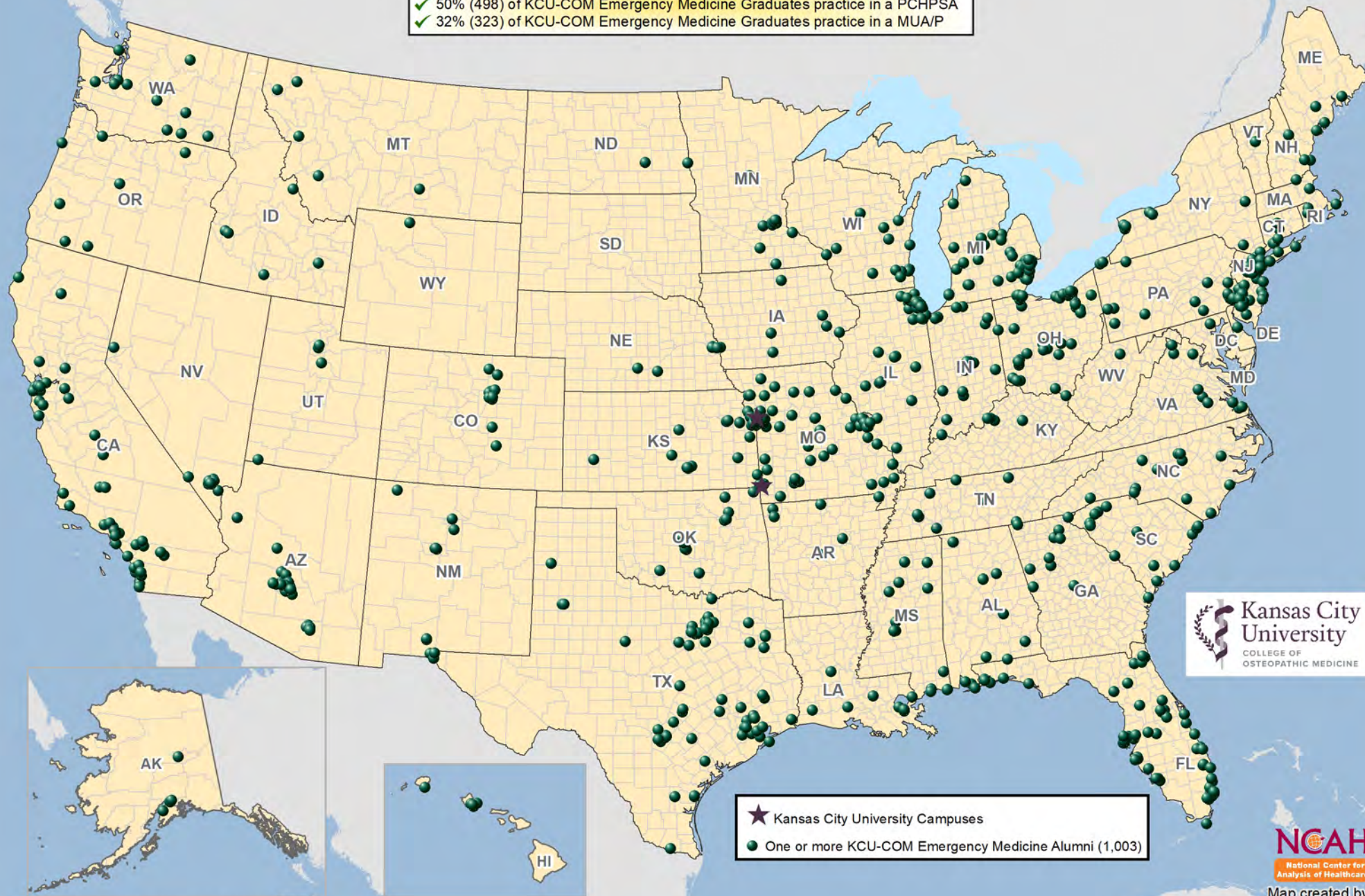


Map created by the  
National Center for the  
Analysis of Healthcare Data  
January, 2025



# National Distribution of Kansas City University College of Osteopathic Medicine *EMERGENCY MEDICINE* Graduates

- ✓ 15% (154) of KCU-COM Emergency Medicine Graduates practice in a Rural Area
- ✓ 50% (498) of KCU-COM Emergency Medicine Graduates practice in a PCHPSA
- ✓ 32% (323) of KCU-COM Emergency Medicine Graduates practice in a MUA/P



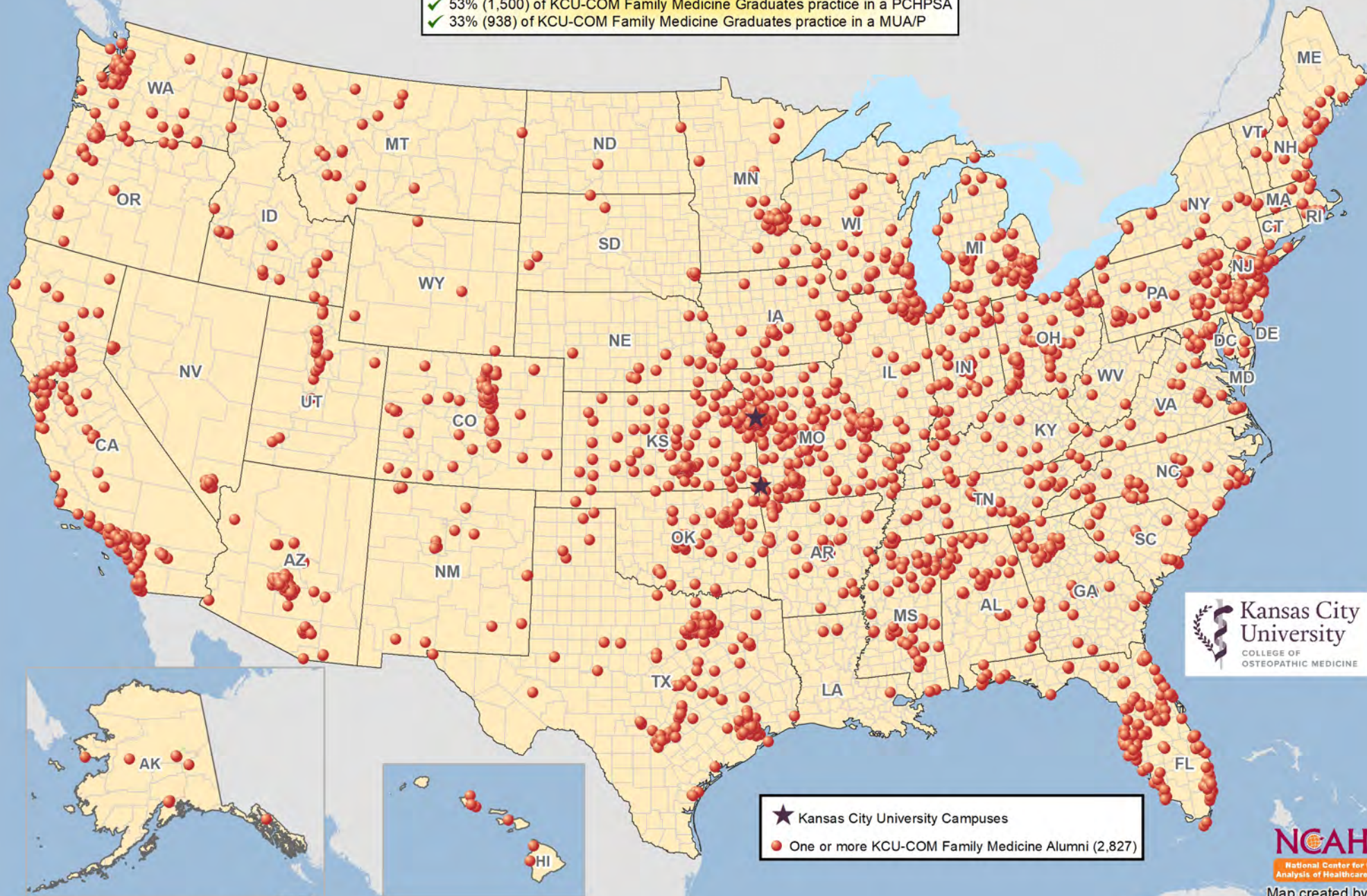
Data Source: NCAHD's Enhanced State Licensure Data (2024); Rural designation is OMB's county/census tract; MUA/MUP and PC HPSA came from HRSA (10/2024)

Map created by the  
National Center for the  
Analysis of Healthcare Data  
January, 2025



# National Distribution of Kansas City University College of Osteopathic Medicine *FAMILY MEDICINE* Graduates

- ✓ 26% (749) of KCU-COM Family Medicine Graduates practice in a Rural Area
- ✓ 53% (1,500) of KCU-COM Family Medicine Graduates practice in a PCHPSA
- ✓ 33% (938) of KCU-COM Family Medicine Graduates practice in a MUA/P

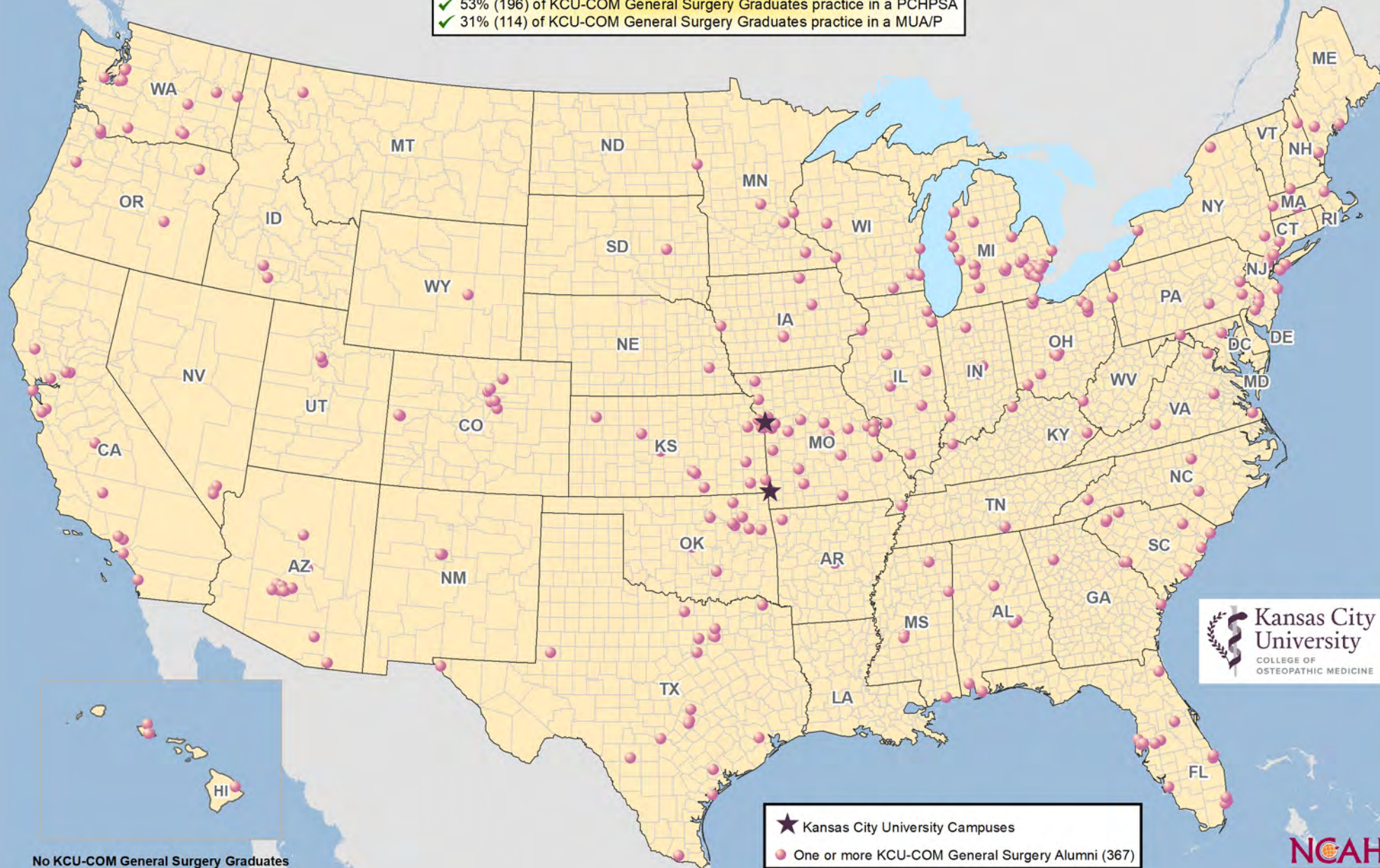


Data Source: NCAHD's Enhanced State Licensure Data (2024);  
Rural designation is OMB's county/census tract; MUA/MUP and  
PC HPSA came from HRSA (10/2024)



# National Distribution of Kansas City University College of Osteopathic Medicine *GENERAL SURGERY* Graduates

- ✓ 20% (75) of KCU-COM General Surgery Graduates practice in a Rural Area
- ✓ 53% (196) of KCU-COM General Surgery Graduates practice in a PCHPSA
- ✓ 31% (114) of KCU-COM General Surgery Graduates practice in a MUA/P



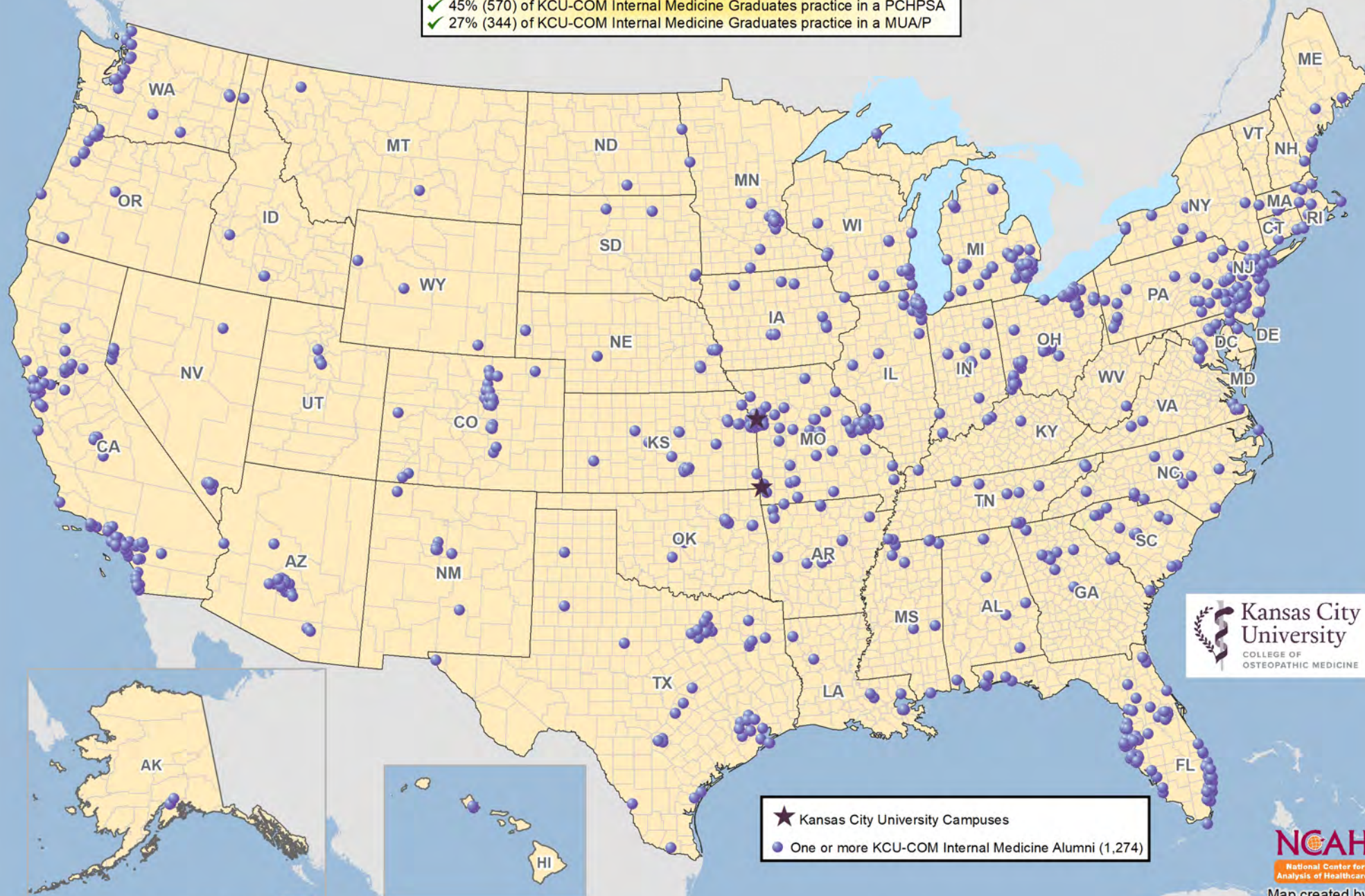
Data Source: NCAHD's Enhanced State Licensure Data (2024); Rural designation is OMB's county/census tract; MUA/MUP and PC HPSA came from HRSA (10/2024)

Map created by the  
National Center for the  
Analysis of Healthcare Data  
January, 2025



# National Distribution of Kansas City University College of Osteopathic Medicine *INTERNAL MEDICINE* Graduates

- ✓ 10% (132) of KCU-COM Internal Medicine Graduates practice in a Rural Area
- ✓ 45% (570) of KCU-COM Internal Medicine Graduates practice in a PCHPSA
- ✓ 27% (344) of KCU-COM Internal Medicine Graduates practice in a MUA/P



- ★ Kansas City University Campuses
- One or more KCU-COM Internal Medicine Alumni (1,274)



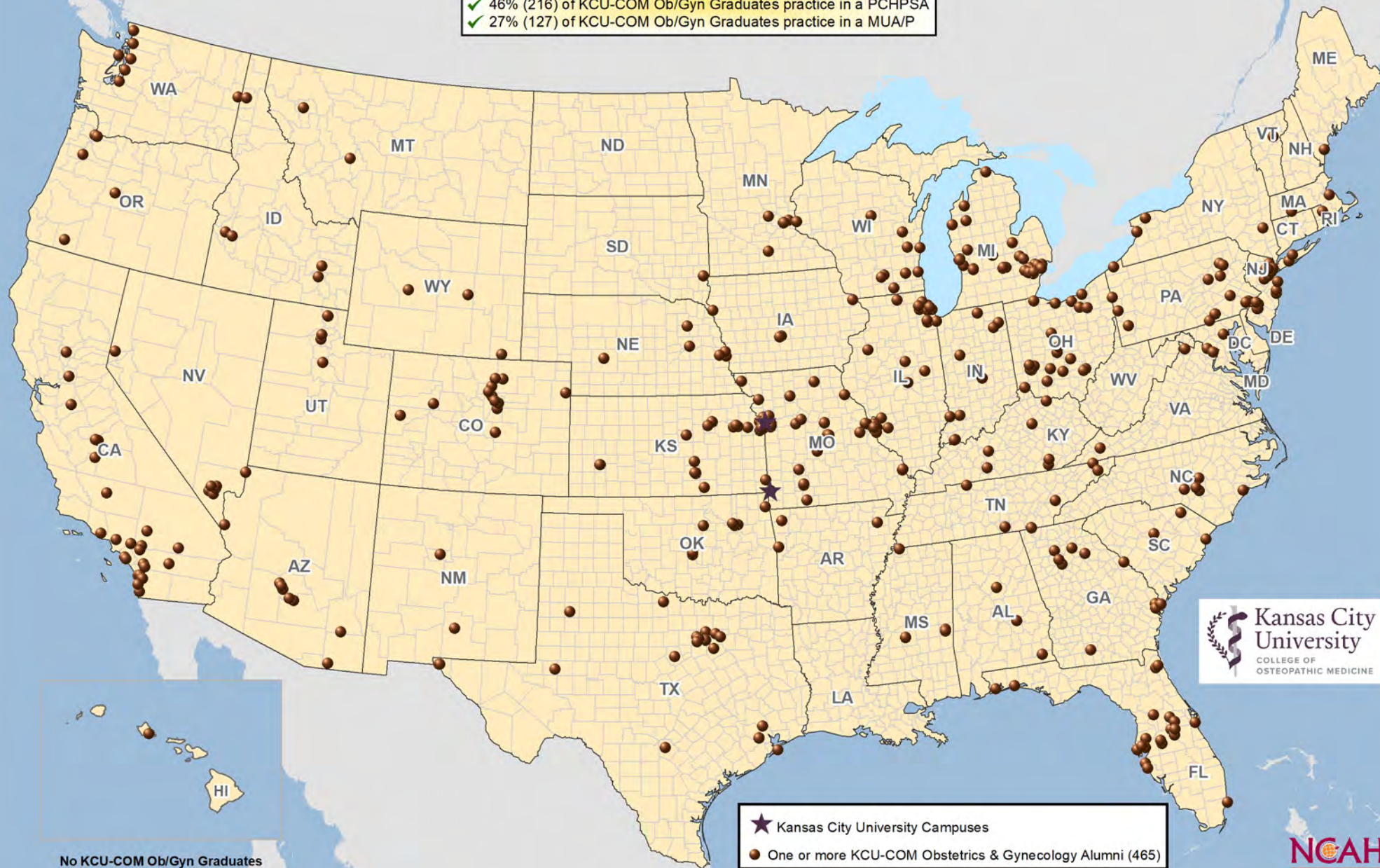
Data Source: NCAHD's Enhanced State Licensure Data (2024);  
Rural designation is OMB's county/census tract; MUA/MUP and  
PC HPSA came from HRSA (10/2024)

Map created by the  
National Center for the  
Analysis of Healthcare Data  
January, 2025



# National Distribution of Kansas City University College of Osteopathic Medicine OBSTETRICS AND GYNECOLOGY Graduates

- ✓ 18% (82) of KCU-COM Ob/Gyn Graduates practice in a Rural Area
- ✓ 46% (216) of KCU-COM Ob/Gyn Graduates practice in a PCHPSA
- ✓ 27% (127) of KCU-COM Ob/Gyn Graduates practice in a MUA/P



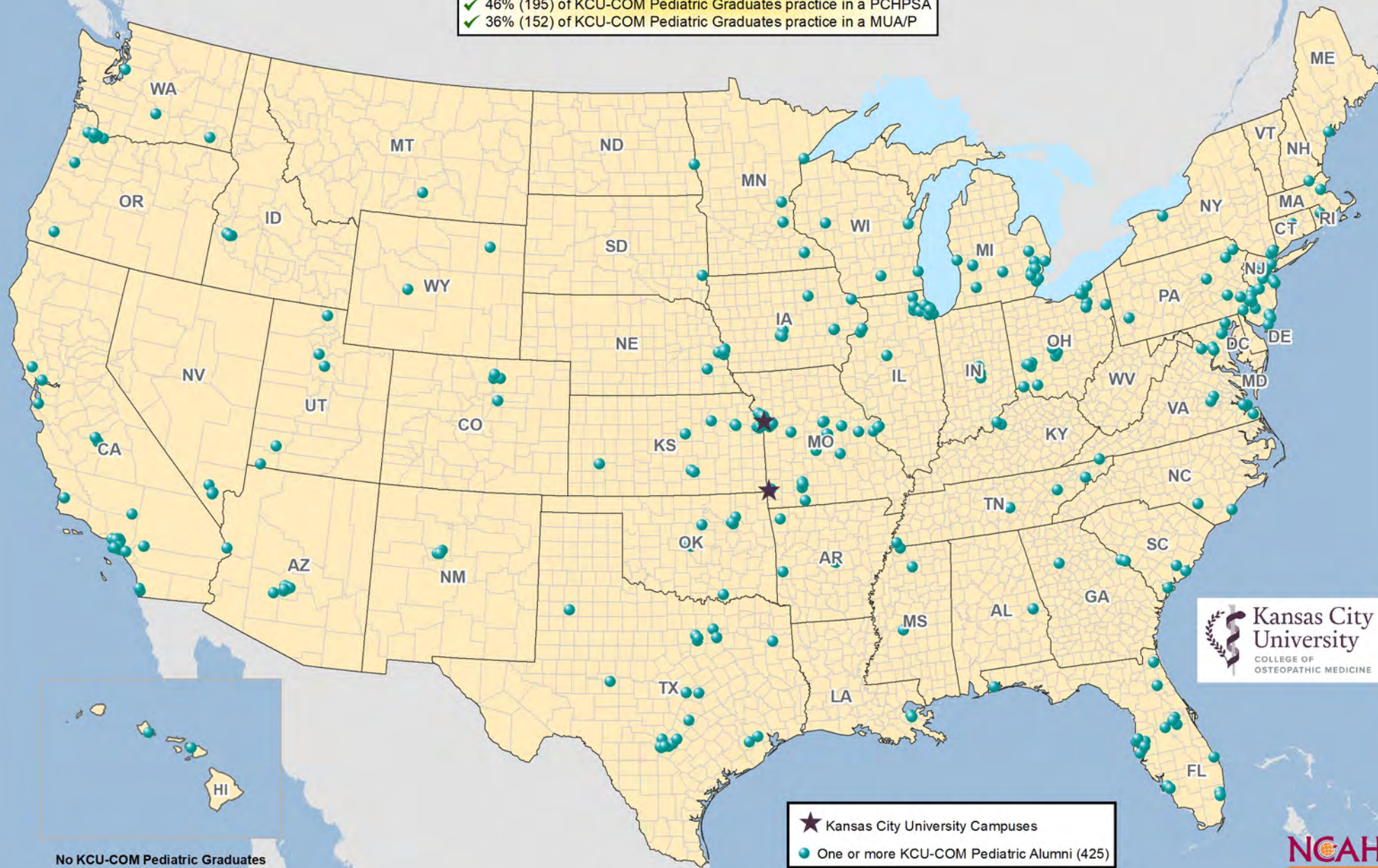
Data Source: NCAHD's Enhanced State Licensure Data (2024); Rural designation is OMB's county/census tract; MUA/MUP and PC HPSA came from HRSA (10/2024)

Map created by the  
National Center for the  
Analysis of Healthcare Data  
January, 2025



# National Distribution of Kansas City University College of Osteopathic Medicine *PEDIATRIC* Graduates

✓ 8% (36) of KCU-COM Pediatric Graduates practice in a Rural Area  
 ✓ 46% (195) of KCU-COM Pediatric Graduates practice in a PCHPSA  
 ✓ 36% (152) of KCU-COM Pediatric Graduates practice in a MUA/P



Map created by the  
 National Center for the  
 Analysis of Healthcare Data  
 January, 2025

Data Source: NCAHD's Enhanced State Licensure Data (2024);  
 Rural designation is OMB's county/census tract; MUA/MUP and  
 PC HPSA came from HRSA (10/2024)

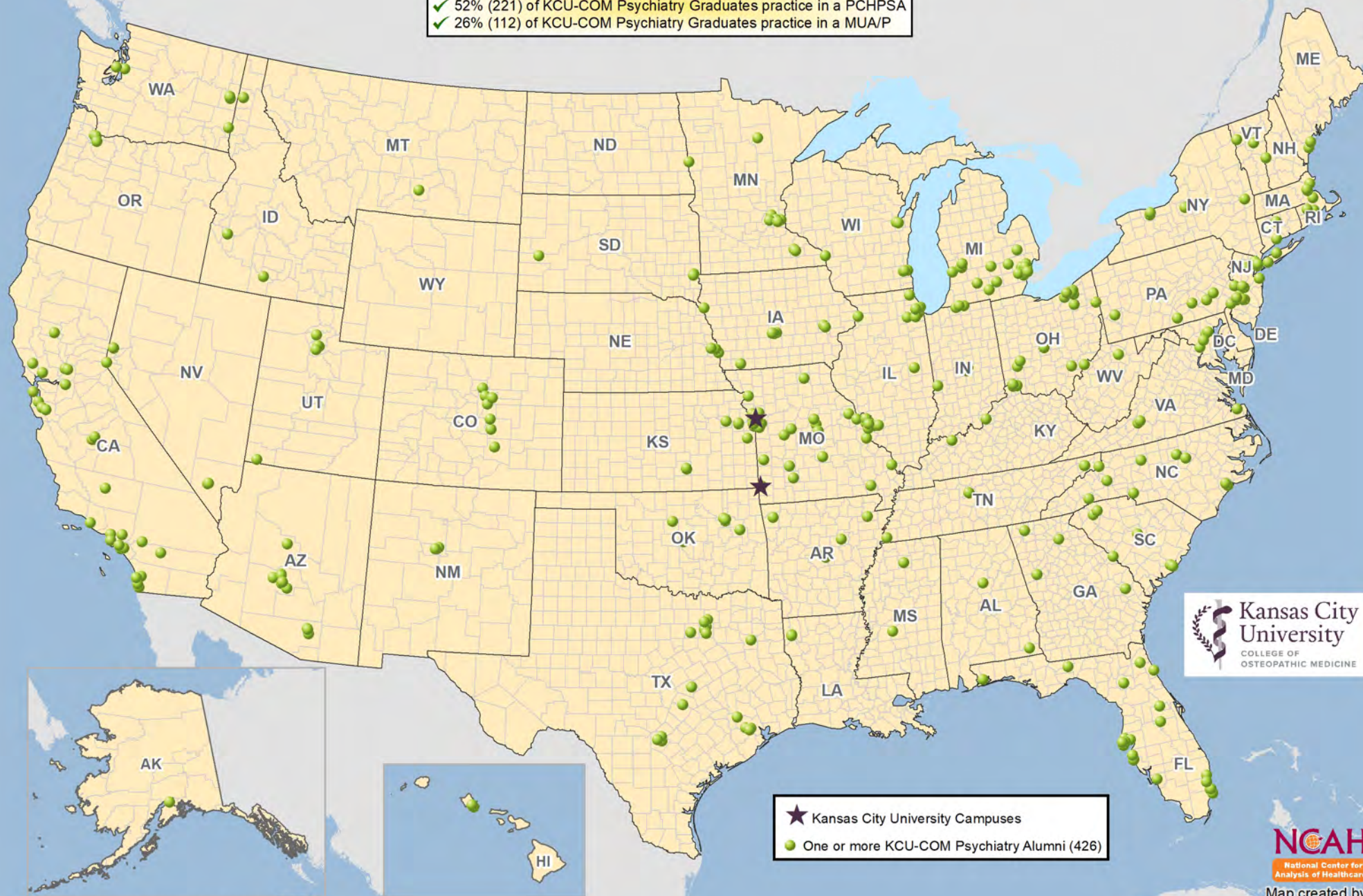


No KCU-COM Pediatric Graduates  
 Practicing in Alaska



# National Distribution of Kansas City University College of Osteopathic Medicine *PSYCHIATRY* Graduates

- ✓ 9% (37) of KCU-COM Psychiatry Graduates practice in a Rural Area
- ✓ 52% (221) of KCU-COM Psychiatry Graduates practice in a PCHPSA
- ✓ 26% (112) of KCU-COM Psychiatry Graduates practice in a MUA/P



- ★ Kansas City University Campuses
- One or more KCU-COM Psychiatry Alumni (426)



Data Source: NCAHD's Enhanced State Licensure Data (2024);  
Rural designation is OMB's county/census tract; MUA/MUP and  
PC HPSA came from HRSA (10/2024)

Map created by the  
National Center for the  
Analysis of Healthcare Data  
January, 2025



A faint, light gray background map of the Midwest region of the United States, showing state boundaries and major river networks. The map is centered behind the title text.

# Midwest Regional Maps

KCU-COM GRADUATE DISTRIBUTION



# Regional Distribution of Kansas City University College of Osteopathic Medicine Alumni

## Analysis Results of Alumni Practicing within the 45, 60 & 75-Mile Radius

### All Alumni

- ✓ 125 (1%) practice within 45 miles of Joplin
- ✓ 148 (1%) practice within 60 miles of Joplin
- ✓ 266 (3%) practice within 75 miles of Joplin

### Joplin Campus Alumni Only

- ✓ 26 (5%) practice within 45 miles of Joplin
- ✓ 26 (5%) practice within 60 miles of Joplin
- ✓ 34 (6%) practice within 75 miles of Joplin

Kansas

75 Miles

60 Miles

45 Miles

Joplin, MO

Missouri

Oklahoma

Arkansas



Map created by the  
National Center for the  
Analysis of Healthcare Data  
January, 2025

Data Source: NCAHD's Enhanced State Licensure Data (2024)

- ★ Kansas City University Joplin Campus
  - KCU-COM Graduates Practice Location
- KCU-COM Graduates by County**
- No KCU-COM Alumni
  - 1 - 5
  - 6 - 10
  - 11 - 25
  - Over 25 KCU-COM Alumni



# Regional Distribution of Kansas City University College of Osteopathic Medicine Alumni

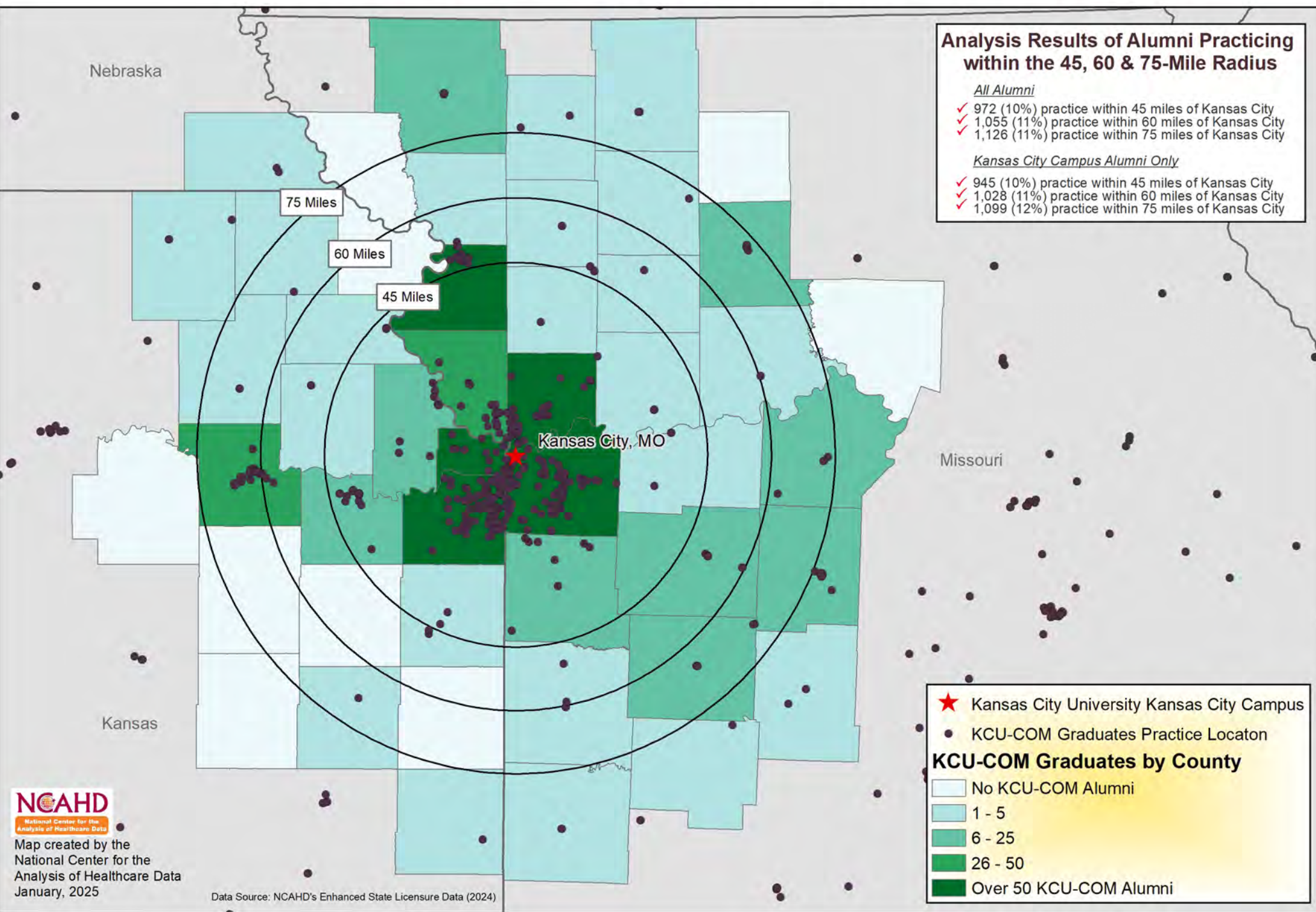
## Analysis Results of Alumni Practicing within the 45, 60 & 75-Mile Radius

### All Alumni

- ✓ 972 (10%) practice within 45 miles of Kansas City
- ✓ 1,055 (11%) practice within 60 miles of Kansas City
- ✓ 1,126 (11%) practice within 75 miles of Kansas City

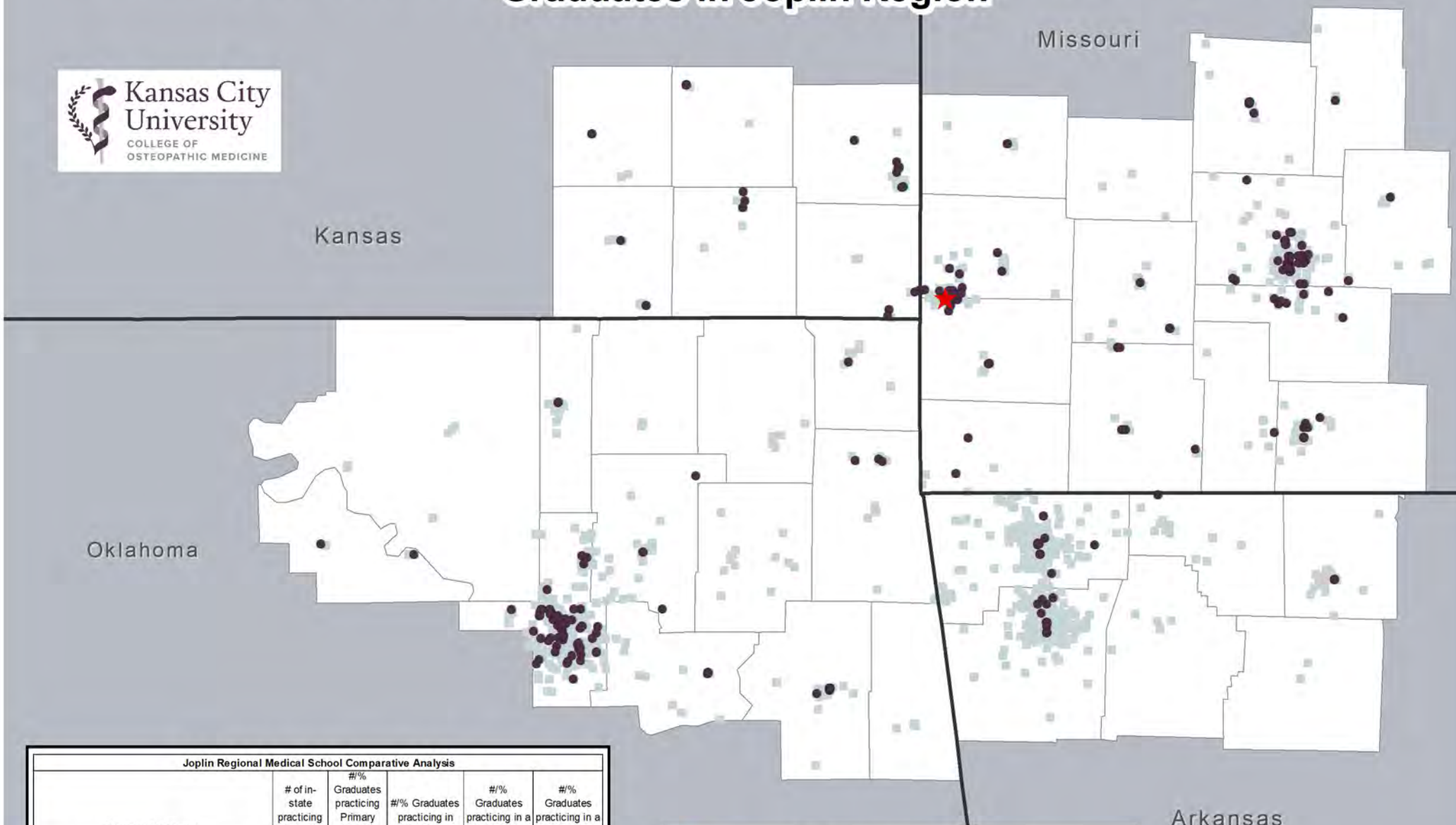
### Kansas City Campus Alumni Only

- ✓ 945 (10%) practice within 45 miles of Kansas City
- ✓ 1,028 (11%) practice within 60 miles of Kansas City
- ✓ 1,099 (12%) practice within 75 miles of Kansas City





# Distribution of Kansas City University - College of Osteopathic Medicine Graduates in Joplin Region



Joplin Regional Medical School Comparative Analysis					
Medical School	# of in-state practicing Graduates	#/% Graduates practicing Primary Care*	#/% Graduates practicing in Rural Areas *	#/% Graduates practicing in a PC HPSA*	#/% Graduates practicing in a MUA/P*
Kansas City University College of Osteopathic Medicine	406	263/65%	99/25%	344/85%	165/40%
A.T. Still University-Kirksville Col. Of Osteopathic Med.	199	70/35%	42/21%	131/65%	65/43%
Oklahoma State Univ.-Col. Of Osteopathic Med	802	291/36%	164/20%	160/20%	82/10%
University of Arkansas-School of Medicine	516	211/41%	130/25%	144/31%	71/14%
University of Kansas-School of Medicine	478	194/41%	71/14%	125/26%	55/11%
University of Missouri (both campuses)	401	153/38%	79/19%	76/19%	44/11%
University of Oklahoma-School of Medicine	921	285/31%	255/28%	229/25%	121/13%
All Osteopathic Physicians	2,223	1,040/47%	1067/48%	645/29%	665/30%
All Allopathic Physicians	4,547	1,270/28%	1,136/25%	910/20%	650/14%

- ★ Kansas City University Joplin Campus
- KCU-COM Graduates (Total = 406)
- All Other Physicians (DO, MD) (Total - 7,456)

Data Source: NCAHD's Enhanced State Licensure Data (2024); Rural designation is OMB's county/census tract; PC HPSA came from HRSA (11/2024)



Map created by the National Center for the Analysis of Healthcare Data December 2024



# Regional Distribution of Kansas City University Graduates

**32% of all KCU-COM graduates practice in the Region (MO, AR, KS, IL, OK, NE, IA)**

**General Notes about KCU-COM Graduates practicing in the Regional Area**

- ✓ 29% practice in the Kansas City Metropolitan Area
- ✓ 64% practice in a Primary Care Health Professional Shortage Area
- ✓ 51% practice a Primary Care Specialty
- ✓ 21% practice in an OMB Rural Area
- ✓ 30% practice in a Medically Underserved Area/Population

- ★ Kansas City University Campuses
- Kansas City University Graduate Practice Locations (3,191)
- Kansas City Metropolitan Area



Data Source: NCAHD's Enhanced State Licensure Data (2024); Rural definition is the Federal Office of Management and Budget (OMB) county-zipcode based; HRSA's MUA/P definition as of 10/2024; Primary Care Specialty #1 includes" Family and General Medicine, Geriatric, General Internal and Pediatrics, OMM, Public Health and Prevention



Map created by the National Center for the Analysis of Healthcare Data  
November, 2024

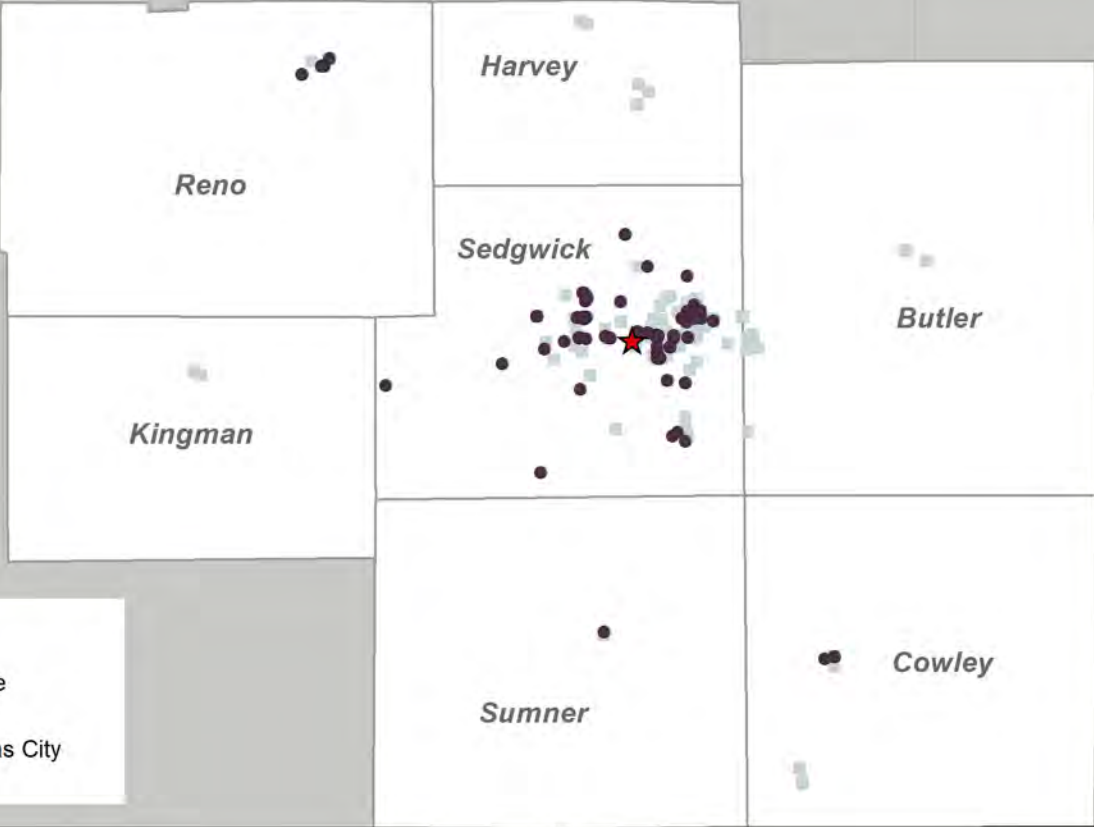


# Wichita Metropolitan Area Medical Colleges Graduates

Wichita Region Medical School Comparative Analysis					
Medical School	# of in-state practicing Graduates	#/% Graduates practicing Primary Care*	#/% Graduates practicing in Rural Areas *	#/% Graduates practicing in a PC HPSA*	#/% Graduates practicing in a MUA/P*
Kansas City University College of Osteopathic Medicine	166	123/74%	21/13%	153/92%	85/51%
University of Kansas School of Medicine	572	282/48%	85/15%	483/84%	210/37%
University of Missouri - Both Campuses	12	4/33%	3/25%	9/75%	5/42%



- ★ Wichita
- Kansas City University-College of Osteopathic Medicine Graduate Practice Locations (Total = 166)
- University of Kansas and University of Missouri - Kansas City Graduate Practice Locations (Total = 584)



Data Source: NCAHD's Enhanced State Licensure Data (2024);  
Rural designation is OMB's county/census tract;  
MUA/MUP and PC HPSA came from HRSA (11/2024)  
\*Primary Care includes: Family Medicine, General Practice, General Internal Medicine and Pediatrics

Oklahoma



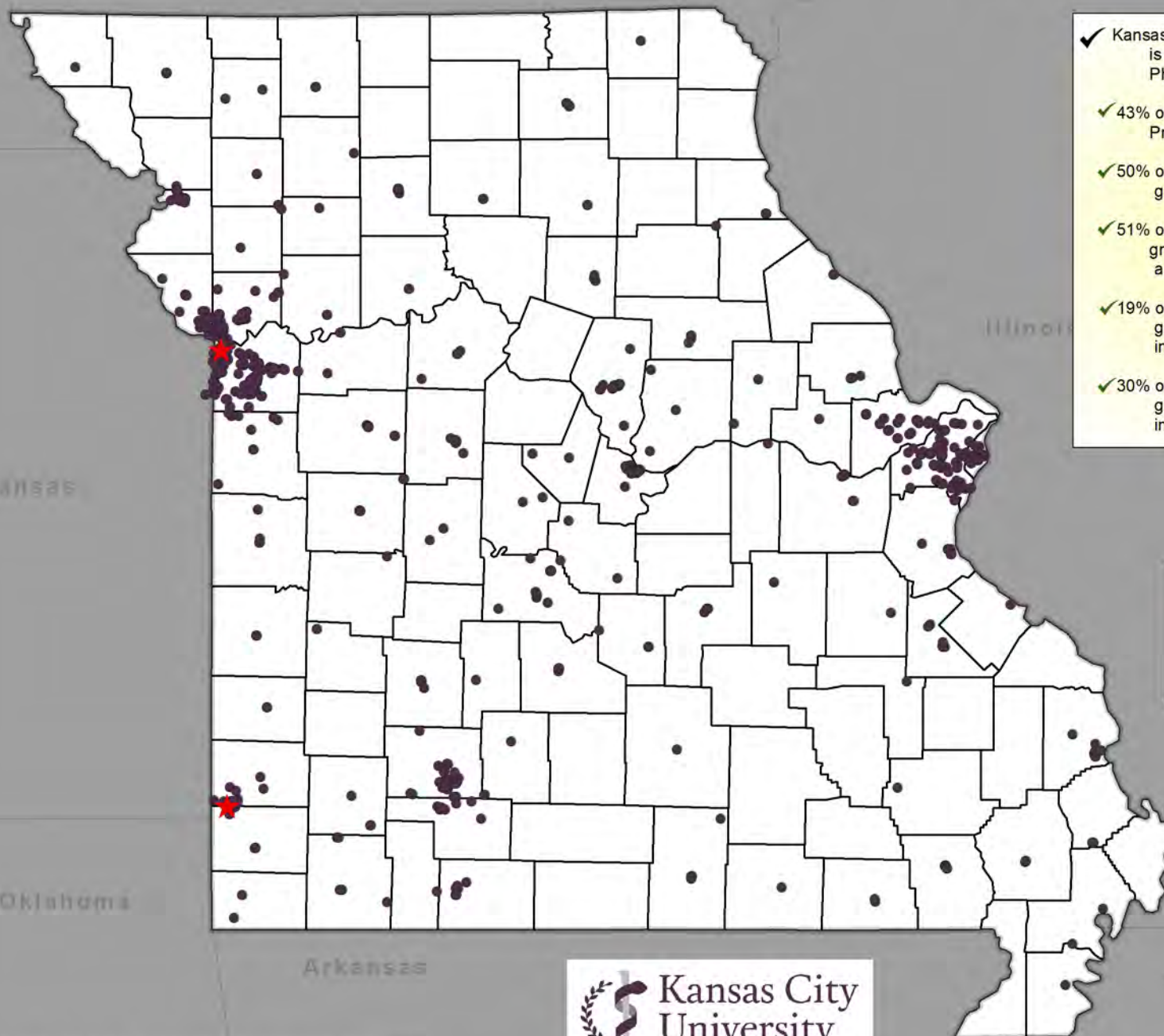
A faint, light gray background map of Missouri, showing the state's outline and a network of roads and highways.

# Missouri Maps

KCU-COM GRADUATE DISTRIBUTION



# Kansas City University - College of Osteopathic Medicine Graduates



- ✓ Kansas City University - COM is the leading provider of Physicians in Missouri
- ✓ 43% of all DOs practice a Primary Care specialty
- ✓ 50% of all instate DO's graduated from KCU-COM
- ✓ 51% of all KCU-COM graduates practice a PC specialty
- ✓ 19% of all KCU-COM graduates practice in a Rural Area\*
- ✓ 30% of all KCU-COM graduates practice in an Underserved Area\*

- ★ Kansas City University Campuses
- KCU-COM Graduates Practice Locations (Total = 1,470)



\* Data Source: NCAHD's Enhanced State Licensure Data (2024); Rural definition is the Federal Office of Management and Budget (OMB) county-zipcode based; HRSA's MUA/P and PC HPSA definition as of 10/2024; Primary Care Specialty #1 includes" Family and General Medicine, Geriatric, General Internal and Pediatrics, OMM, Public Health and Prevention

Map created by the  
National Center for the  
Analysis of Healthcare Data  
November, 2024



# Missouri Medical Colleges' Graduates

Medical School	# of in-state practicing Graduates	#/% Graduates practicing Primary Care*	#/% Graduates practicing in Rural Areas * of Missouri	#/% Graduates practicing in a PC HPSA*	#/% Graduates practicing in a MUA/P*	% Graduates of their Profession's State Total
ATSU-COM	723	315/44%	148/20%	319/44%	155/21%	20%
KCU-COM	1,470	736/50%	279/19%	1,005/68%	446/30%	40%
SLU	1,096	454/41%	92/8%	467/43%	238/22%	6%
U of MO-Columbia	1,359	485/36%	231/17%	591/43%	287/21%	8%
U of MO - Kansas City	1,013	352/35%	125/12%	441/44%	202/20%	6%
WUSU	707	240/34%	24/3%	235/33%	141/20%	4%
Totals/Average for Missouri Graduates	6,368	2,582/40%	902/14%	3,058/48%	1,469/23%	Total Instate DO's = 3,642
State Physician Total (MD/DO Averages)	21,260	6,531/30%	1,955/20%	5,102/24%	4,039/19%	Total Instate MDs = 17,618

- ✓ Kansas City University - COM is the leading provider of Physicians in Missouri
- ✓ 43% of all DOs practice a Primary Care specialty
- ✓ 28% of all MDs practice a Primary Care specialty
- ✓ 50% of all instate DO's graduated from KCU-COM
- ✓ 51% of all KCU-COM graduates practice a PC specialty

- ★ Kansas City University Campuses
- KCU-COM Graduates Practice Locations (Total = 1,470)
- All Other Missouri Medical Colleges (4,898)



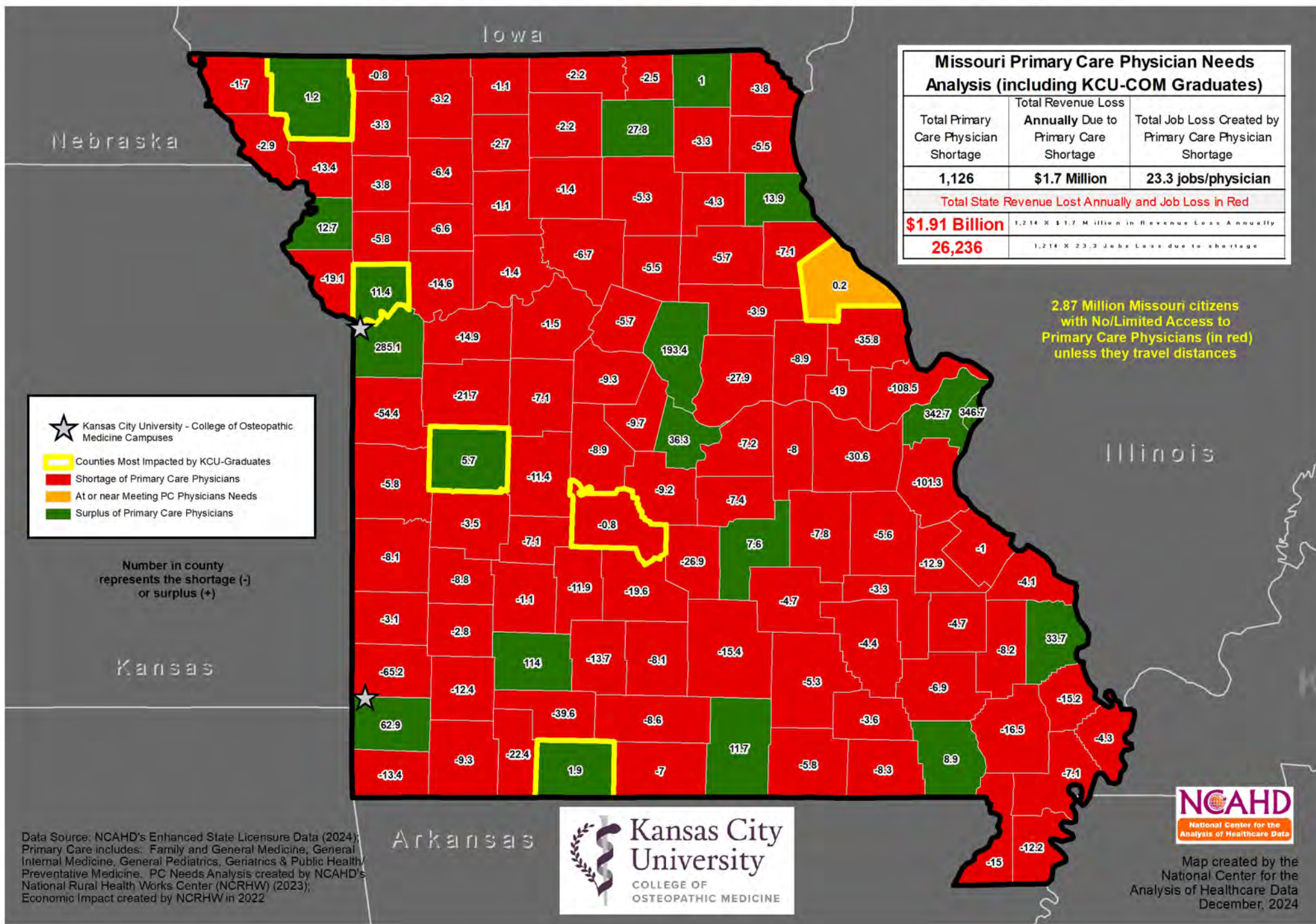
Map created by the  
National Center for the  
Analysis of Healthcare Data  
November, 2024

\* Data Source: NCAHD's Enhanced State Licensure Data (2024); Rural definition is the Federal Office of Management and Budget (OMB) county-zipcode based; HRSA's MUA/P and PC HPSA definition as of 10/2024; Primary Care Specialty #1 includes" Family and General Medicine, Geriatric, General Internal and Pediatrics, OMM, Public Health and Prevention



# Economic Impact of Missouri's Primary Care Physicians \* (2024)

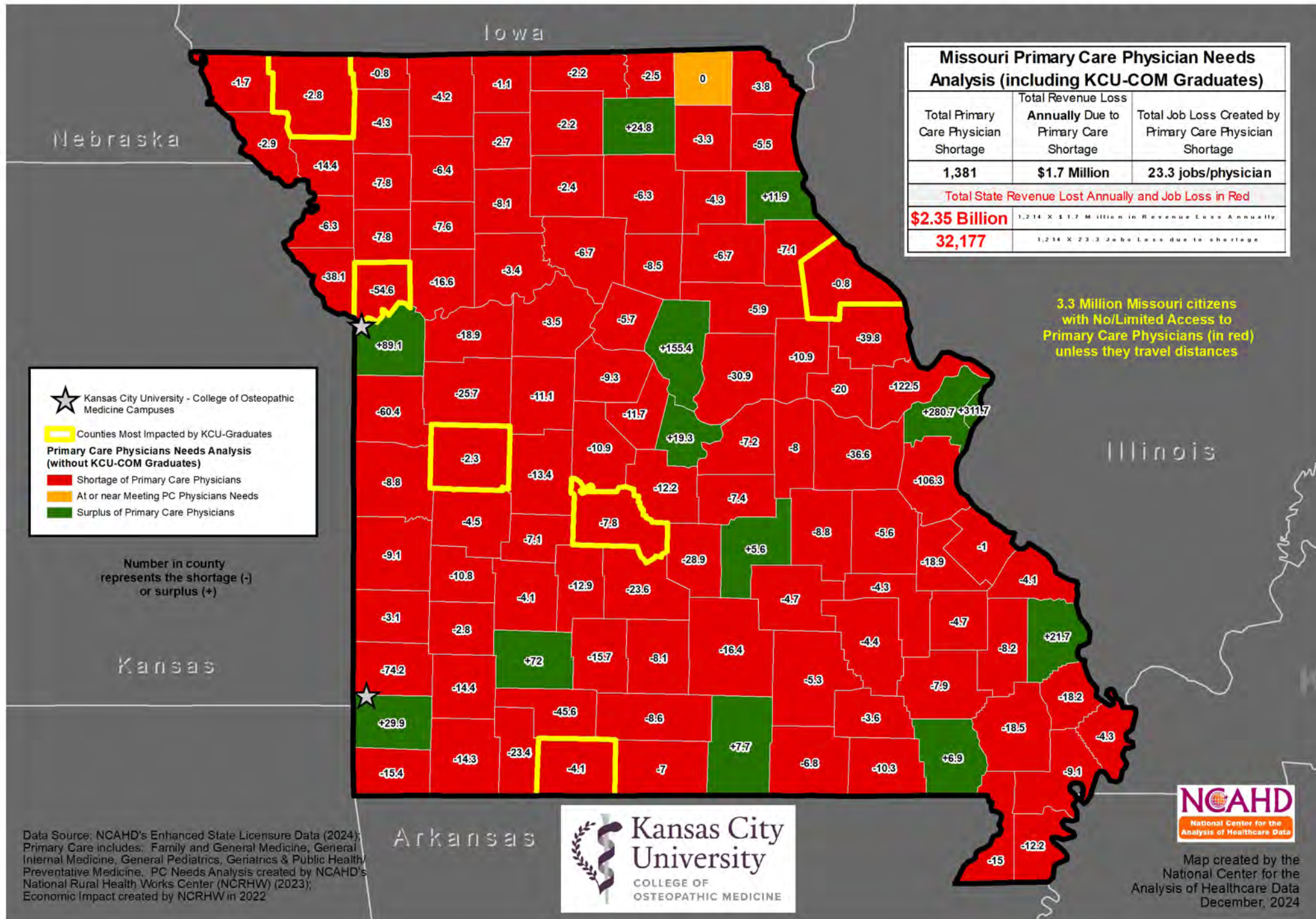
## Including KCU-COM Primary Care Graduates





# Economic Impact of Missouri's Primary Care Physicians \* (2024)

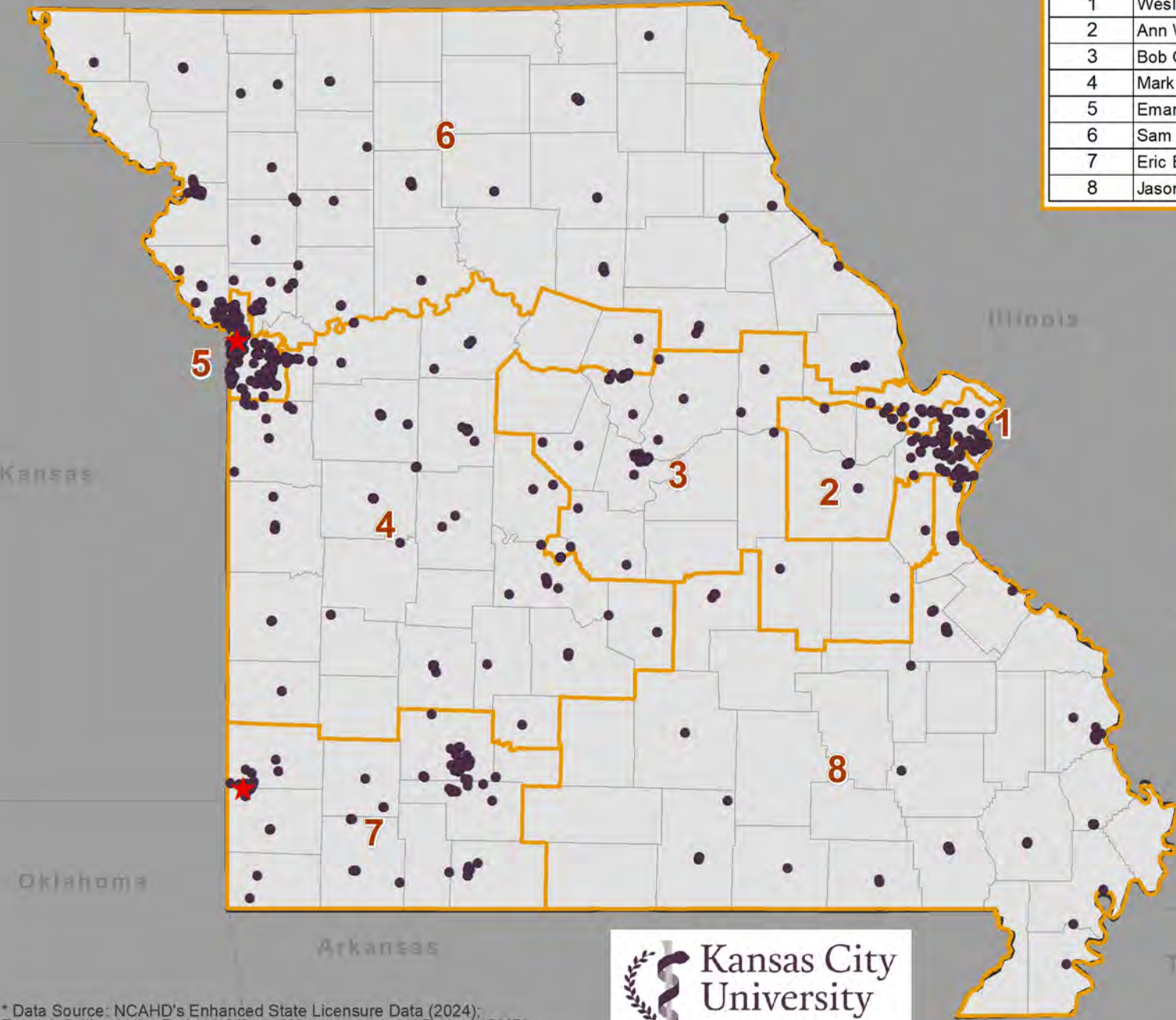
## Not Including KCU-COM Primary Care Graduates





# Kansas City University-COM Graduates With Congressional House Districts Analysis

KCU-COM Graduates Distribution by 119th Congressional House Districts			
District	Congressperson	Party	KCU-COM Graduates
1	Wesley Bell	D	106
2	Ann Wagner	R	132
3	Bob Onder	R	143
4	Mark Alford	R	126
5	Emanuel Cleaver	D	487
6	Sam Graves	R	190
7	Eric Burlison	R	200
8	Jason Smith	R	86



- ✓ Kansas City University - COM is the leading provider of Physicians in Missouri
- ✓ 43% of all DOs practice a Primary Care specialty
- ✓ 28% of all MDs practice a Primary Care specialty
- ✓ 50% of all instate DO's graduated from KCU-COM
- ✓ 51% of all KCU-COM graduates practice a PC specialty

- ★ Kansas City University Campuses
- KCU-COM Graduates Practice Location (Total = 1,470)
- 119th Congressional Districts

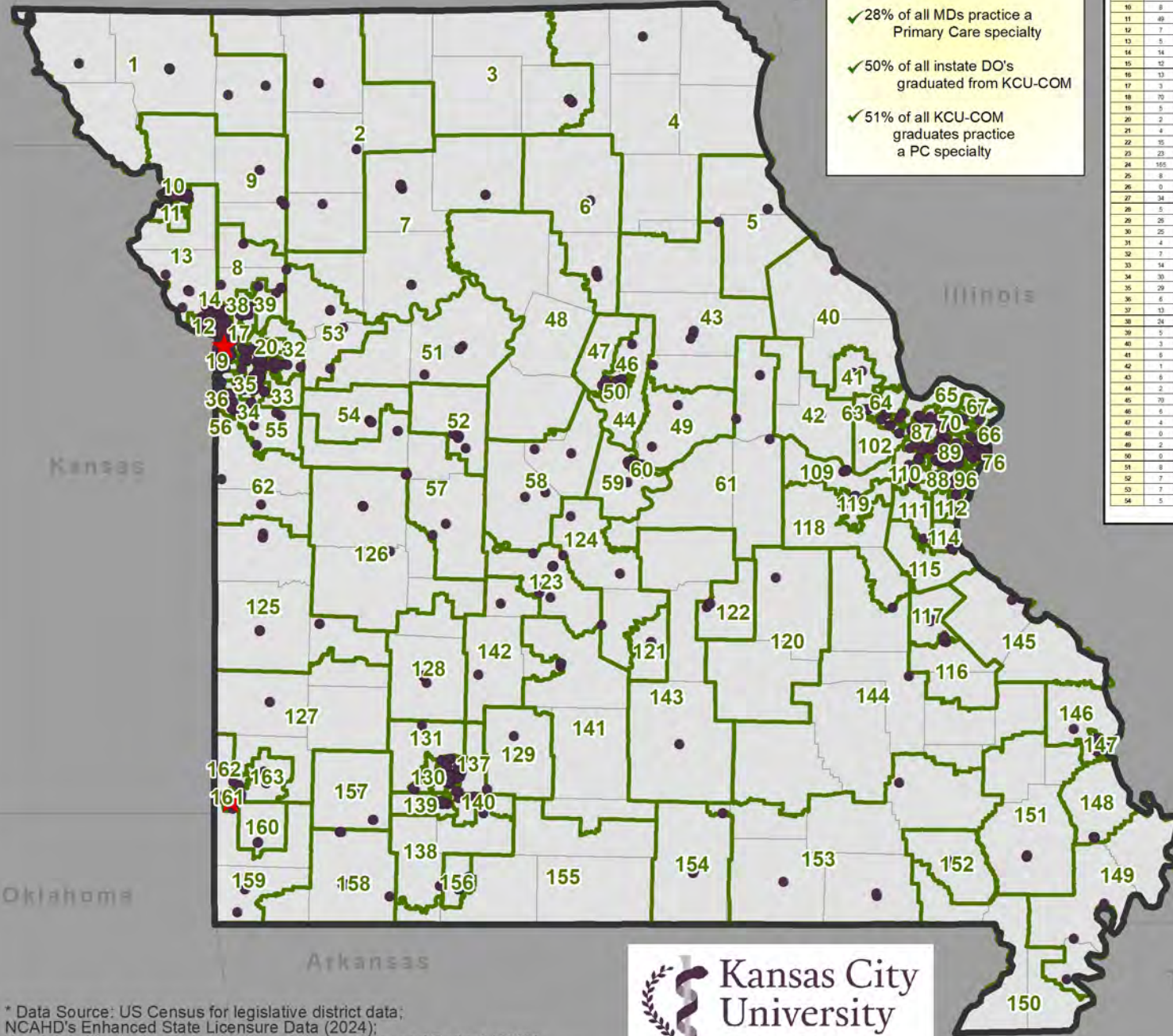
\* Data Source: NCAHD's Enhanced State Licensure Data (2024); Rural definition is the Federal Office of Management and Budget (OMB) county-zipcode based; HRSA's MUA/P and PC HPSA definition as of 10/2024; Primary Care Specialty #1 includes" Family and General Medicine, Geriatric, General Internal and Pediatrics, OMM, Public Health and Prevention





# Kansas City University-COM Graduates With State House Districts Analysis

- ✓ Kansas City University - COM is the leading provider of Physicians in Missouri
- ✓ 43% of all DOs practice a Primary Care specialty
- ✓ 28% of all MDs practice a Primary Care specialty
- ✓ 50% of all instate DO's graduated from KCUCOM
- ✓ 51% of all KCUCOM graduates practice a PC specialty



District	KCU-COM Graduates	Representative	Party	District	KCU-COM Graduates	Representative	Party	District	KCU-COM Graduates	Representative	Party
1	0	Jeff Farnan	R	55	0	Bill Wain	R	110	3	Justin Sparks	R
2	4	Marlee Christensen	R	56	3	Michael Davis	R	111	1	Cecelia Williams	R
3	0	David Busick	R	57	0	Rodger Riedy	R	112	0	Renee Rieker	R
4	1	Greg Blum	R	58	4	Wendy Hays	R	113	2	Chris Rieker	R
5	0	Leslie Rogers	R	59	2	Rudy Vail	R	114	0	Karen Weller	R
6	0	Sam Lewis	R	60	32	Dave Griffith	R	115	0	Bill Lucas	R
7	13	Peggy McLaughlin	R	61	3	Bruce Sassemann	R	116	5	Dave Wright	R
8	2	Josh Hurbert	R	62	2	Shawn Galko	R	117	2	Betsy Lauderer	R
9	7	Dean Van Schoock	R	63	3	Tricia Byrnes	R	118	1	Mike McGil	R
10	0	Bill Farnan	R	64	0	Deanna Self	R	119	2	Brad Ridenour	R
11	40	Wanda Strickland	R	65	0	Wendy Hays	R	120	1	John Hewitt	R
12	7	Steve Jones	R	66	0	Wendy Hays	R	121	3	Bill Hays	R
13	0	Steve Hays	R	67	1	Tony Hays	R	122	0	Tony Hays	R
14	14	Ashley Apte	D	68	2	Kam Smith	D	123	13	Jeff Varnell	R
15	12	Kan Jackson	D	69	1	Scott Miller	R	124	3	Dan Mayhew	R
16	13	Chris Brown	R	70	0	Stephanie Boykin	D	125	10	Dave Dent	R
17	3	Bill Aiken	R	71	41	LaDonna Applebaum	D	126	11	Jim Kadenbach	R
18	10	Eric Woods	D	72	0	Doug Demaris	D	127	2	Ann Kelley	R
19	0	Mike Thomas	D	73	0	Rachel Foyt	D	128	10	Christopher Wankel	R
20	2	Mike Steiner	R	74	0	Mark Smith	D	129	3	John Black	R
21	4	Bill Jones	D	75	0	Cheryl Hays	D	130	2	Rebekah Davidson	R
22	15	Yolanda Young	D	76	1	Mark Anderson	D	131	1	Bill Owen	R
23	23	Michael Johnson	D	77	26	Kimberly Ann Collins	D	132	9	Jerome Dean	D
24	105	Billy Weber	D	78	2	Marty Murray	D	133	1	Madeline Stewart	R
25	0	Patricia Mansour	D	79	0	Lakey Sha Bosley	D	134	1	Alex Riley	R
26	0	Tiffany Price	D	80	1	Elizabeth Fuchs	D	135	4	Betsy Foyt	D
27	34	Melissa Douglas	D	81	0	Steve Butts	D	136	56	Stephanie Hill	D
28	0	Donna Barnes	D	82	1	Nick Krimle	D	137	7	Darin Chappell	R
29	26	Karen Chisley	D	83	5	Rae Reed	D	138	2	Burt Whaley	R
30	25	Jonathan Patterson	R	84	1	Col Taylor	D	139	0	Bob West	R
31	4	Ben Fowler	R	85	1	Yolanda Fountain Henderson	D	140	2	James Gragg	R
32	7	Jeff Coleman	R	86	1	Jeff Hays	D	141	0	Melissa Schmidt	R
33	14	Carolyn Caton	R	87	3	Connie Steinmetz	D	142	7	Jeff Knight	R
34	30	Kamp Strickland	D	88	2	Holly Jones	R	143	1	Bernice Cook	R
35	29	Kari Kagle	D	89	24	George Hays	R	144	1	Tony Hays	R
36	6	Anthony Ealy	D	90	2	Mark Boyce	D	145	1	Brian Weller	R
37	13	Mark Sharp	D	91	4	Jo Dill	D	146	1	Brian Weller	R
38	24	Mark Jacobs	D	92	7	Michael Hays	D	147	32	John Vail	R
39	5	Mark Hays	R	93	0	Robert Hays	D	148	0	David Deaton	R
40	3	Chad Hays	R	94	0	Jim Hays	R	149	3	Donna Brown	R
41	0	Dave Hays	R	95	3	Michael O'Donnell	R	150	0	Cameron Parker	R
42	1	Jeff Myers	R	96	10	Brad Christ	R	151	3	Steve Jordan	R
43	0	Karl Hays	R	97	0	David Castelli	R	152	6	Harold Winkler	R
44	2	John Martin	R	98	1	Jackie Zimmerman	D	153	4	Keith Elliot	R
45	10	Kathy Steinhoff	D	99	3	Jan Mackey	D	154	6	Lisa Conrad	R
46	0	David Tyson Smith	D	100	0	Phil O'Donnell	R	155	0	Matthew Overcast	R
47	4	Kevin Hays	D	101	7	Ken Hays	R	156	0	Brian Hays	R
48	0	Tim Taylor	R	102	1	Richard West	R	157	3	Mark Hays	R
49	2	Jim Schulte	R	103	3	Dave Hays	R	158	7	Scott O'Connell	R
50	0	Gregg Bush	D	104	4	Trent Vail	R	159	2	Don Deaton	R
51	0	Mark Hays	R	105	2	Connie Steinmetz	R	160	0	Ben Baser	R
52	7	Brad Pohl	R	106	1	Travis Wilson	R	161	13	Lane Roberts	R
53	7	Terry Thompson	R	107	7	Mark Matheson	R	162	3	Bob Brinkley	R
54	0	Brandon Phelps	R	108	4	Mike O'Donnell	R	163	3	Cathy Jo Lee	R
				109	9	John Simmons	R				

- ★ Kansas City University Campuses
- KCUCOM Graduates Practice Location (Total = 1,470)
- Missouri House Districts

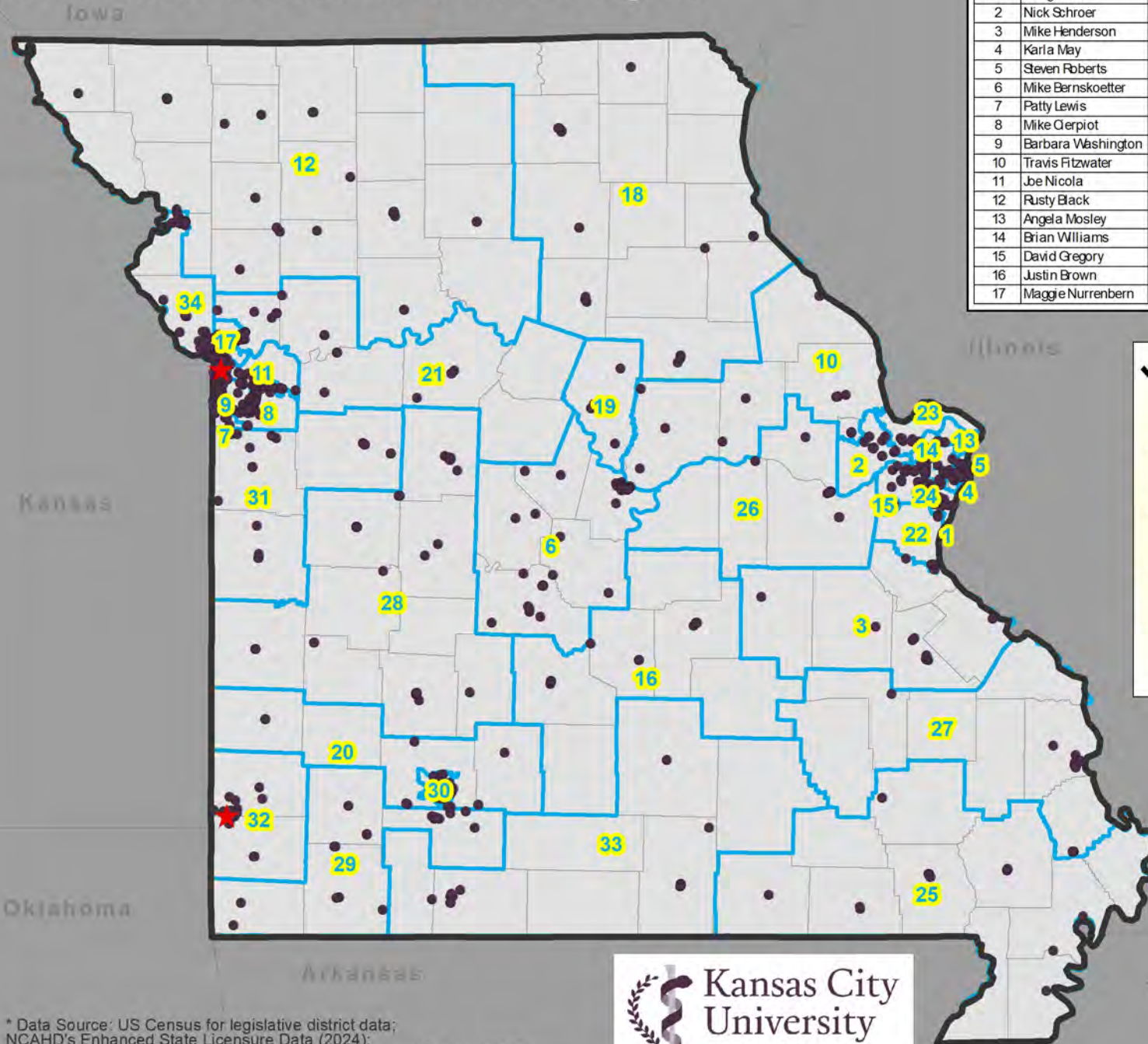
\* Data Source: US Census for legislative district data; NCAHD's Enhanced State Licensure Data (2024); Rural definition is the Federal Office of Management and Budget (OMB) county-zipcode based; HRSAs' MUA/P and PC HPSA definition as of 10/2024; Primary Care Specialty #1 includes\* Family and General Medicine, Geriatric, General Internal and Pediatrics, OMM, Public Health and Prevention



Map created by the National Center for the Analysis of Healthcare Data January, 2025



# Kansas City University-COM Graduates With State Senate Districts Analysis



KCU-COM Graduates Distribution by Missouri Senate District							
District	Congressperson	Party	KCU-COM Graduates	District	Congressperson	Party	KCU-COM Graduates
1	Doug Beck	D	16	18	Ondy O'Laughlin	R	28
2	Nick Schroer	R	15	19	Stephen Webber	D	82
3	Mike Henderson	R	11	20	Curtis Trent	R	9
4	Karla May	D	11	21	Kurtis Gregory	R	45
5	Steven Roberts	D	80	22	Mary Elizabeth Coleman	R	10
6	Mike Bernskoetter	R	54	23	Adam Schnelting	R	8
7	Patty Lewis	D	215	24	Tracy McCreery	D	65
8	Mike Cleriot	R	82	25	Jason Bean	R	16
9	Barbara Washington	D	77	26	Ben Brown	R	14
10	Travis Fitzwater	R	17	27	Jamie Burger	R	40
11	Joe Nicola	R	41	28	Sandy Crawford	R	37
12	Rusty Black	R	34	29	Mike Moon	R	20
13	Angela Mosley	D	5	30	Lincoln Hough	R	77
14	Brian Williams	D	10	31	Rick Brattin	R	23
15	David Gregory	R	29	32	Jill Carter	R	88
16	Justin Brown	R	14	33	Brad Hudson	R	16
17	Maggie Nurrenbern	D	98	34	Tony Luetkemeyer	R	83

- ✓ Kansas City University - COM is the leading provider of Physicians in Missouri
- ✓ 43% of all DOs practice a Primary Care specialty
- ✓ 28% of all MDs practice a Primary Care specialty
- ✓ 50% of all instate DO's graduated from KCU-COM
- ✓ 51% of all KCU-COM graduates practice a PC specialty

- ★ Kansas City University Campuses
- KCU-COM Graduates Practice Location (Total = 1,470)
- Missouri Senate Districts



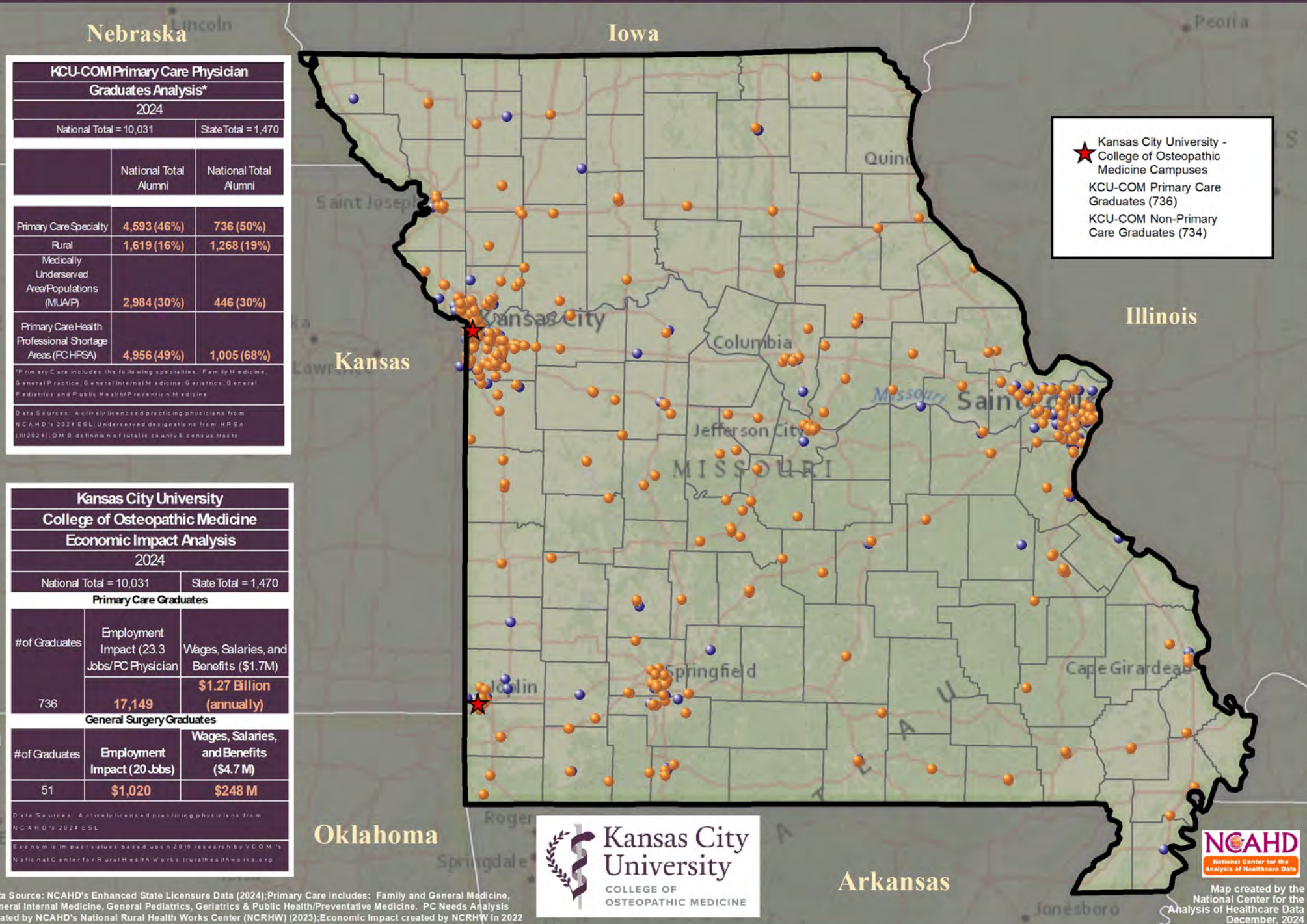
Map created by the  
National Center for the  
Analysis of Healthcare Data  
January, 2025

\* Data Source: US Census for legislative district data;  
NCAHD's Enhanced State Licensure Data (2024);  
Rural definition is the Federal Office of Management and Budget (OMB)  
county-zipcode based; HRSA's MUA/P and PC HPSA definition as of 10/2024;  
Primary Care Specialty #1 includes\* Family and General Medicine,  
Geriatric, General Internal and Pediatrics, OMM, Public Health and Prevention



# Kansas City University-College of Osteopathic Medicine Graduates

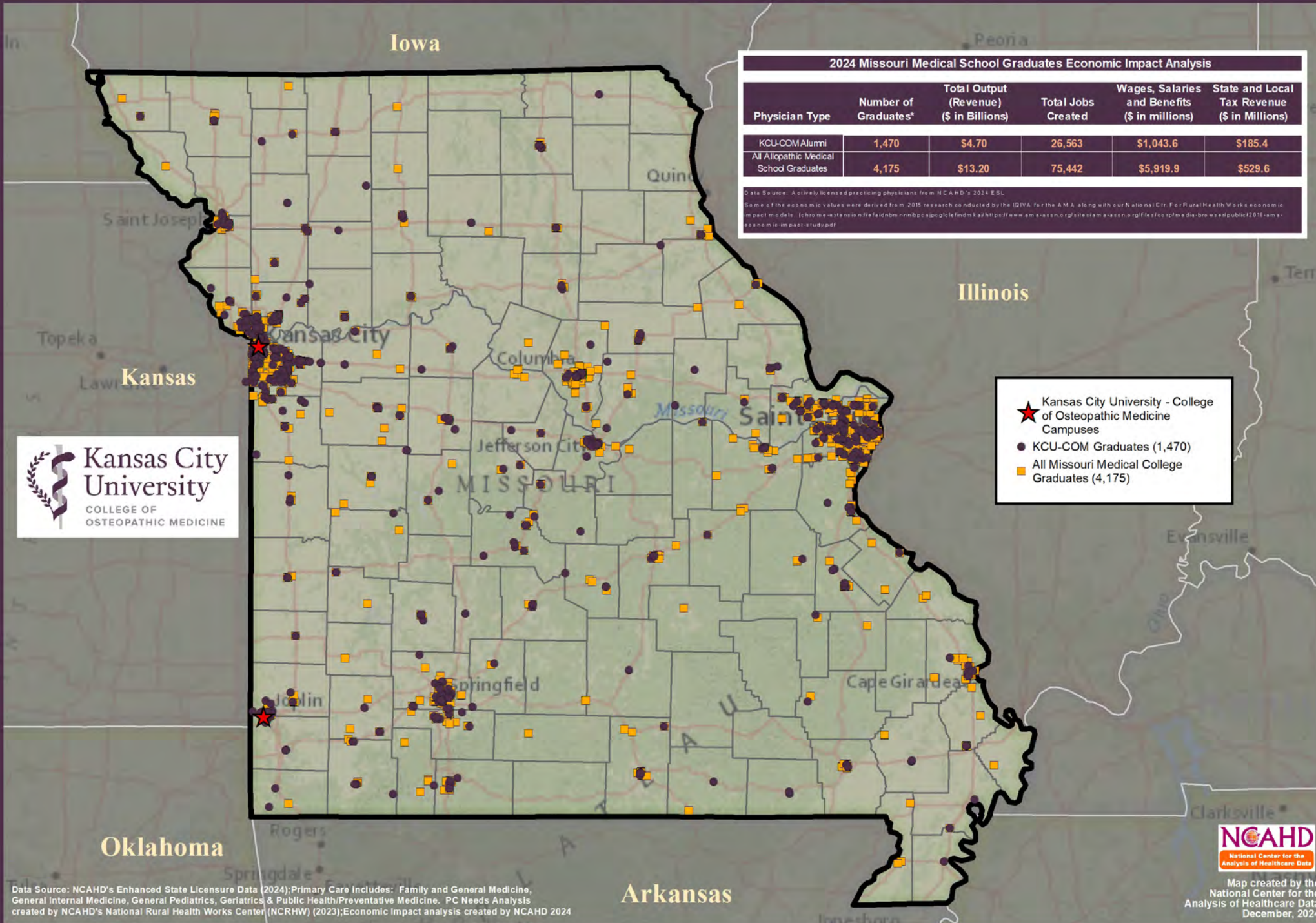
## *With the Economic Impact of Primary Care Graduates*





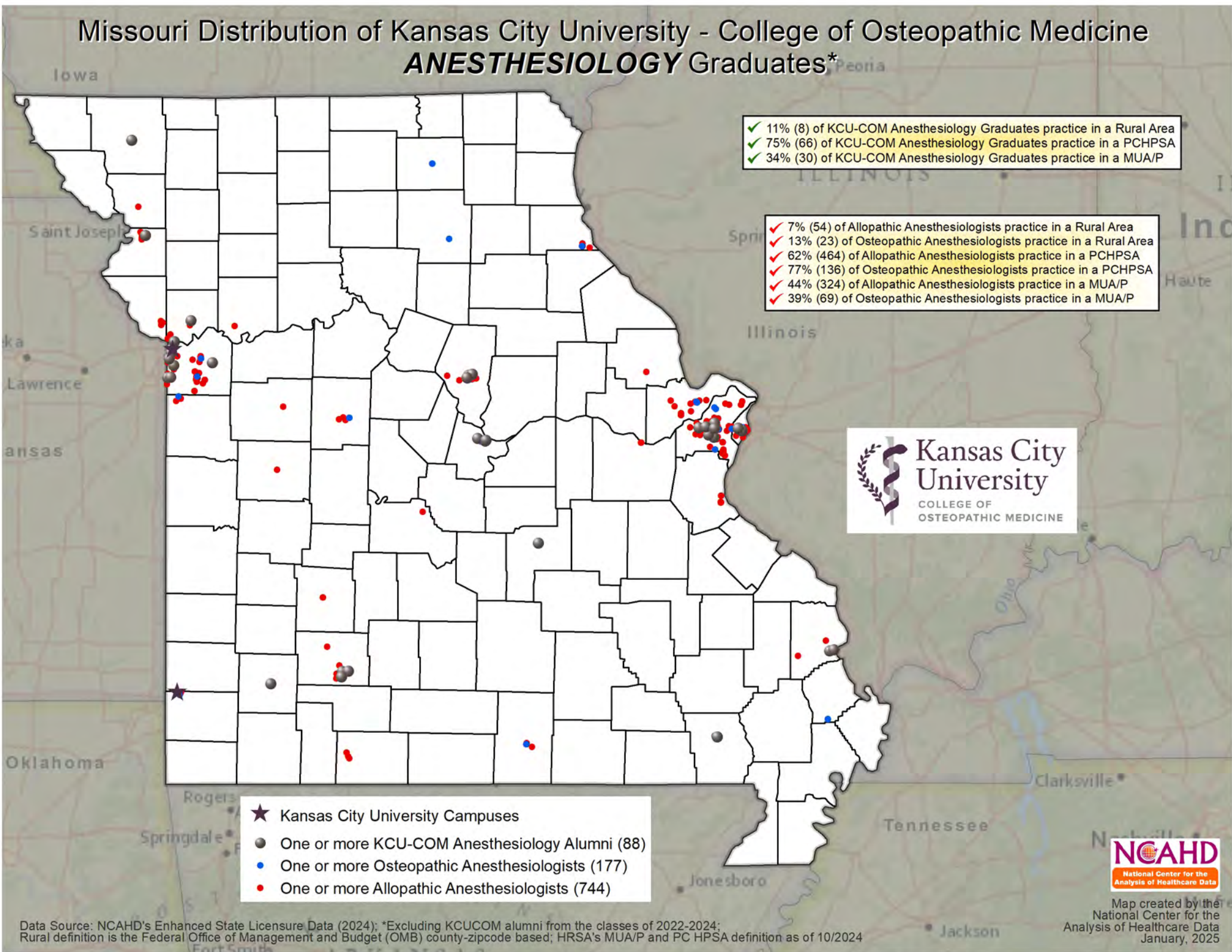
# Kansas City University-College of Osteopathic Medicine Graduates

## *With the Economic Impact of Primary Care Graduates*



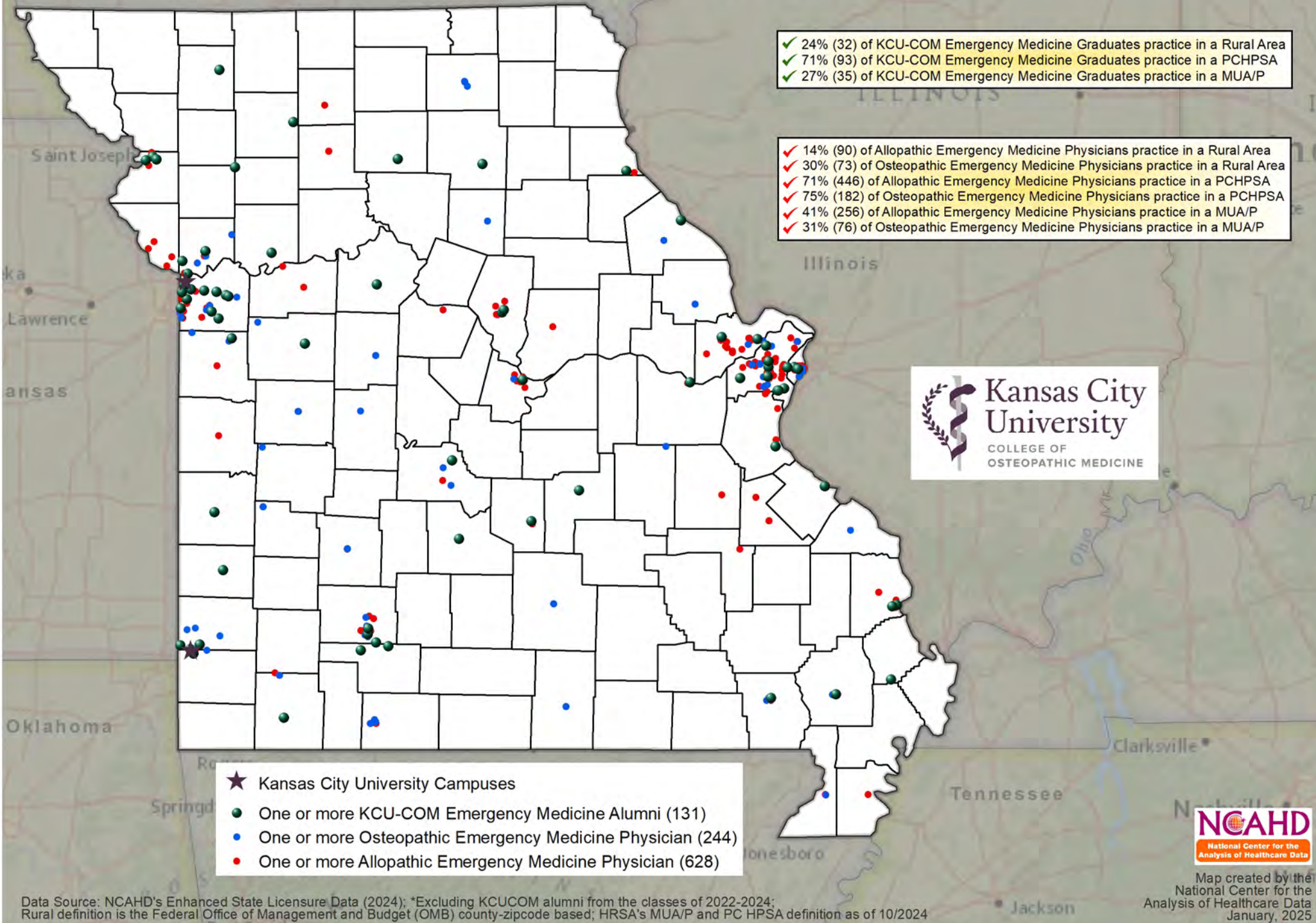


# Missouri Distribution of Kansas City University - College of Osteopathic Medicine **ANESTHESIOLOGY** Graduates\*





# Missouri Distribution of Kansas City University - College of Osteopathic Medicine **EMERGENCY MEDICINE** Graduates\*



✓ 24% (32) of KCU-COM Emergency Medicine Graduates practice in a Rural Area  
 ✓ 71% (93) of KCU-COM Emergency Medicine Graduates practice in a PCHPSA  
 ✓ 27% (35) of KCU-COM Emergency Medicine Graduates practice in a MUA/P

✓ 14% (90) of Allopathic Emergency Medicine Physicians practice in a Rural Area  
 ✓ 30% (73) of Osteopathic Emergency Medicine Physicians practice in a Rural Area  
 ✓ 71% (446) of Allopathic Emergency Medicine Physicians practice in a PCHPSA  
 ✓ 75% (182) of Osteopathic Emergency Medicine Physicians practice in a PCHPSA  
 ✓ 41% (256) of Allopathic Emergency Medicine Physicians practice in a MUA/P  
 ✓ 31% (76) of Osteopathic Emergency Medicine Physicians practice in a MUA/P



★ Kansas City University Campuses  
 ● One or more KCU-COM Emergency Medicine Alumni (131)  
 ● One or more Osteopathic Emergency Medicine Physician (244)  
 ● One or more Allopathic Emergency Medicine Physician (628)

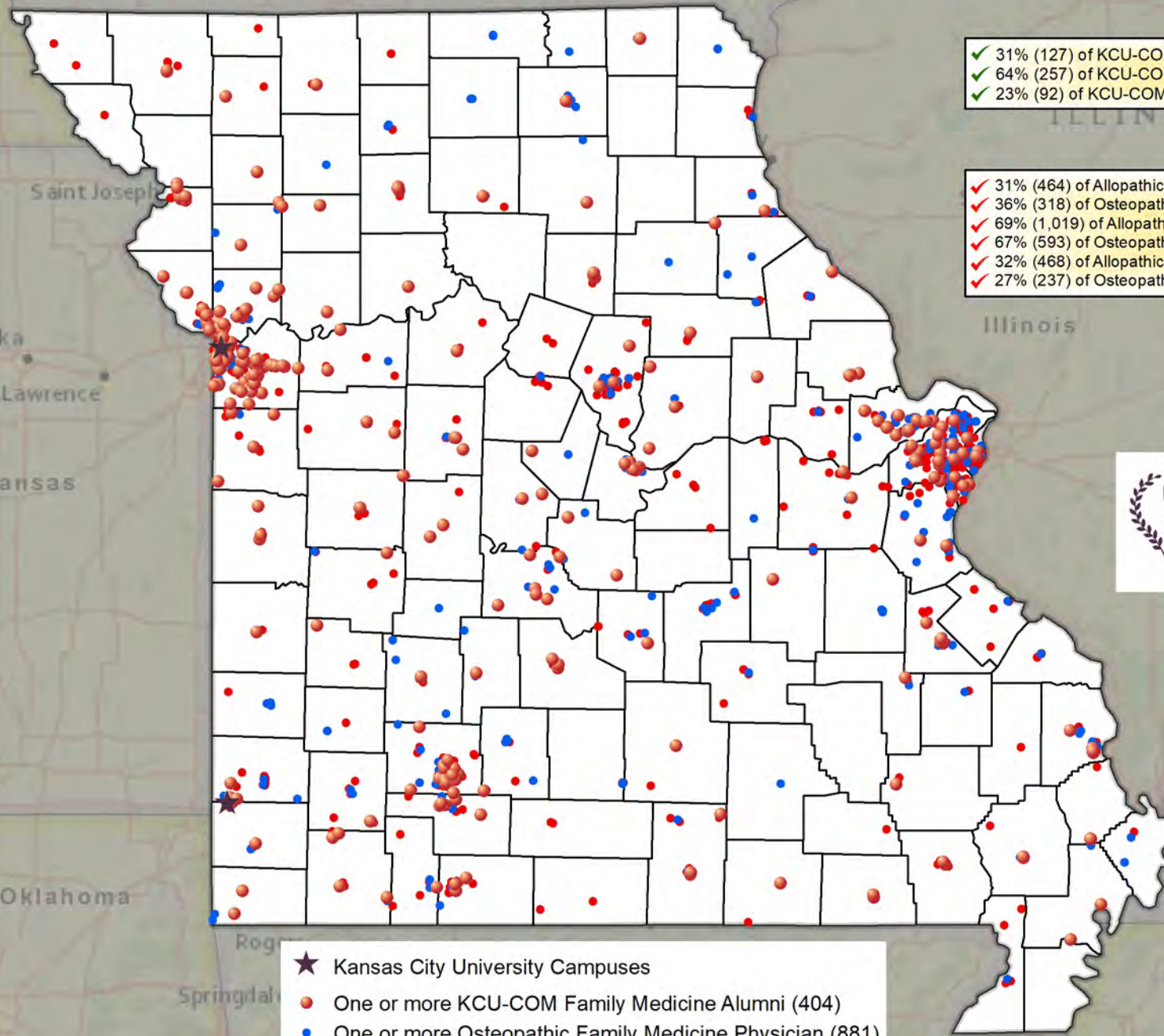
Data Source: NCAHD's Enhanced State Licensure Data (2024); \*Excluding KCU-COM alumni from the classes of 2022-2024;  
 Rural definition is the Federal Office of Management and Budget (OMB) county-zipcode based; HRSA's MUA/P and PC HPSA definition as of 10/2024



Map created by the  
 National Center for the  
 Analysis of Healthcare Data  
 January, 2025



# Missouri Distribution of Kansas City University - College of Osteopathic Medicine ***FAMILY MEDICINE*** Graduates\*



✓ 31% (127) of KCU-COM Family Medicine Graduates practice in a Rural Area  
 ✓ 64% (257) of KCU-COM Family Medicine Graduates practice in a PCHPSA  
 ✓ 23% (92) of KCU-COM Family Medicine Graduates practice in a MUA/P

✓ 31% (464) of Allopactic Family Medicine Physicians practice in a Rural Area  
 ✓ 36% (318) of Osteopathic Family Medicine Physicians practice in a Rural Area  
 ✓ 69% (1,019) of Allopactic Family Medicine Physicians practice in a PCHPSA  
 ✓ 67% (593) of Osteopathic Family Medicine Physicians practice in a PCHPSA  
 ✓ 32% (468) of Allopactic Family Medicine Physicians practice in a MUA/P  
 ✓ 27% (237) of Osteopathic Family Medicine Physicians practice in a MUA/P



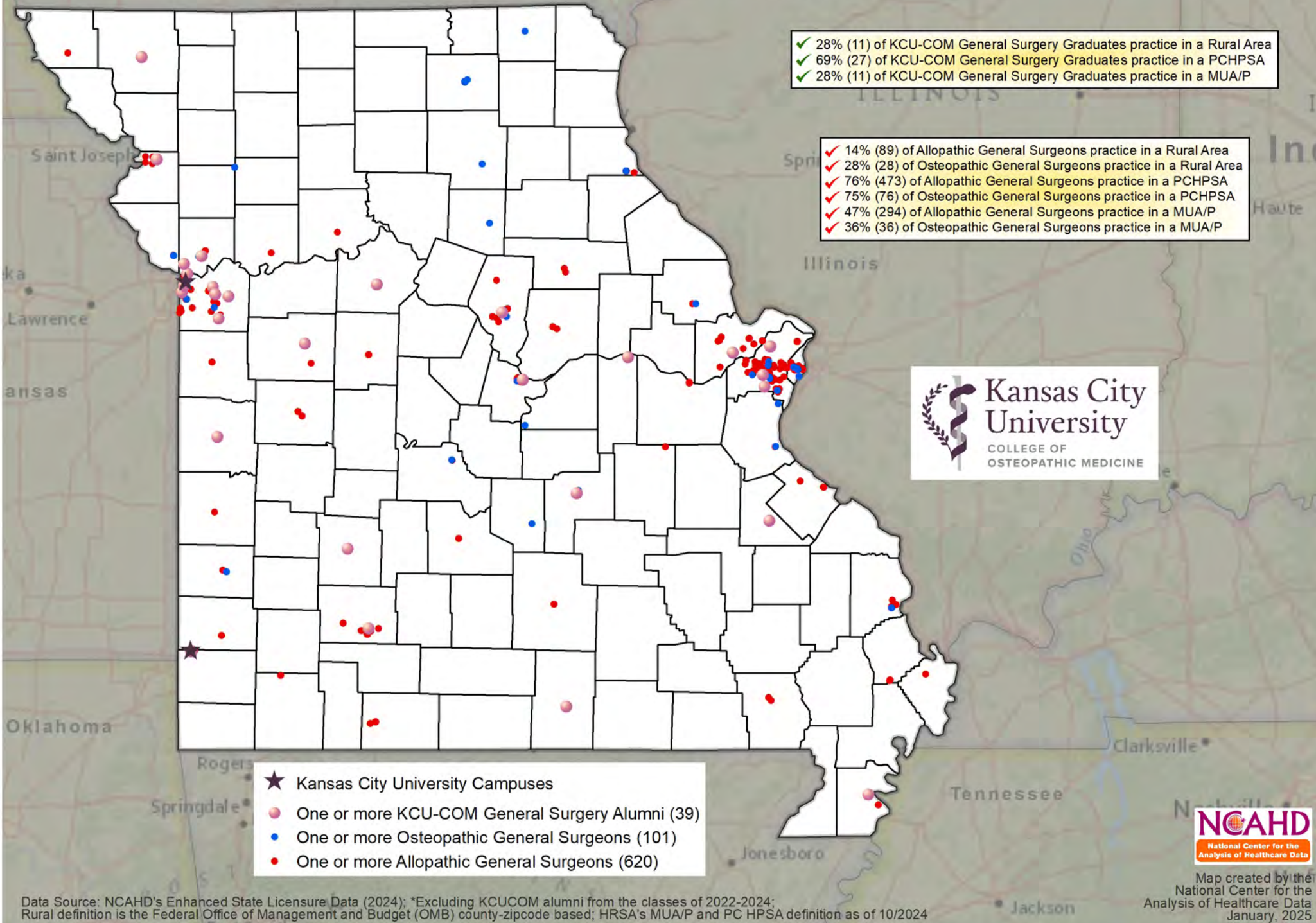
★ Kansas City University Campuses  
 ● One or more KCU-COM Family Medicine Alumni (404)  
 ● One or more Osteopathic Family Medicine Physician (881)  
 ● One or more Allopactic Family Medicine Physician (1,484)



Data Source: NCAHD's Enhanced State Licensure Data (2024); \*Excluding KCU-COM alumni from the classes of 2022-2024;  
 Rural definition is the Federal Office of Management and Budget (OMB) county-zipcode based; HRSA's MUA/P and PC HPSA definition as of 10/2024



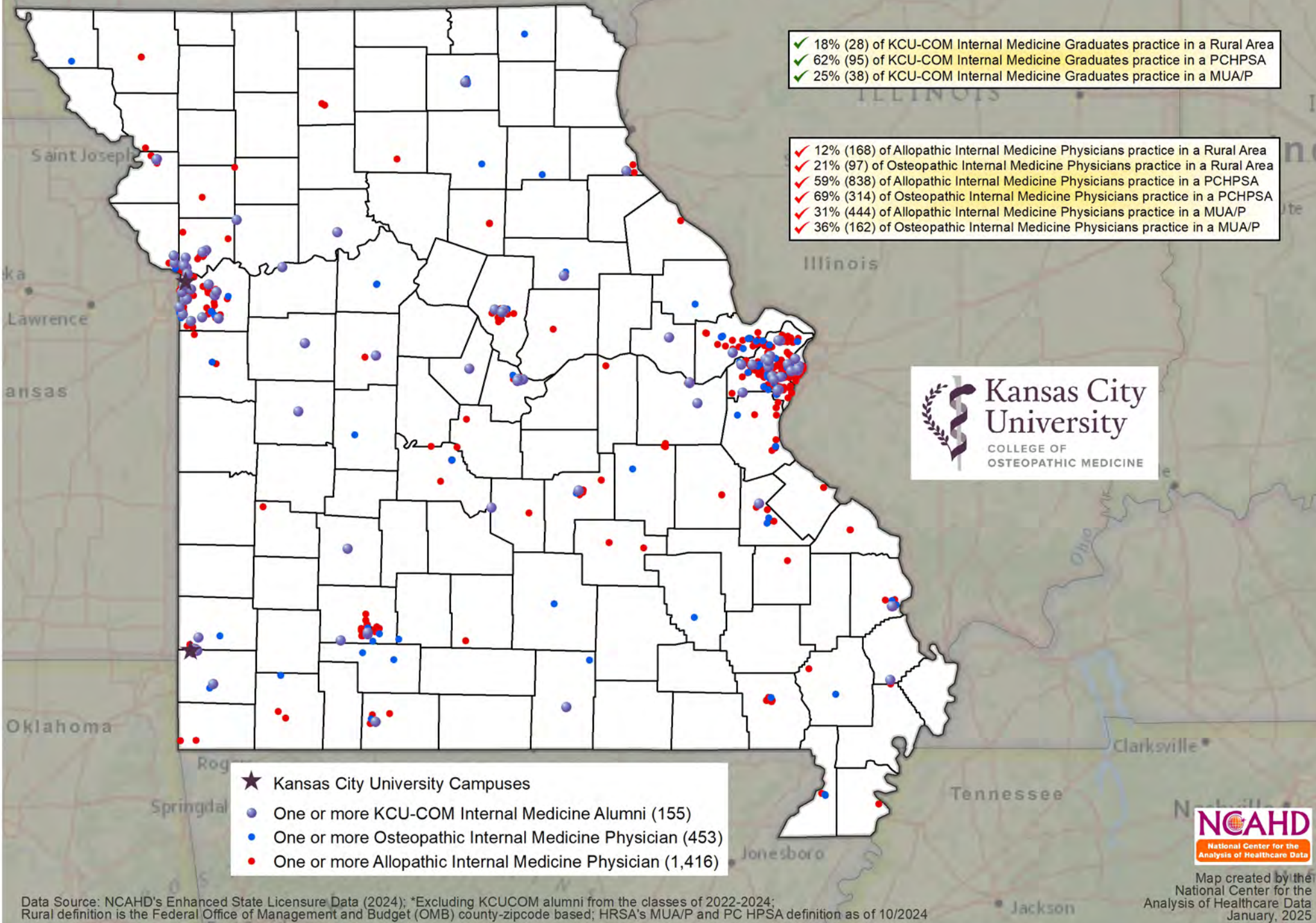
# Missouri Distribution of Kansas City University - College of Osteopathic Medicine **GENERAL SURGERY** Graduates\*



Data Source: NCAHD's Enhanced State Licensure Data (2024); \*Excluding KCU-COM alumni from the classes of 2022-2024;  
Rural definition is the Federal Office of Management and Budget (OMB) county-zipcode based; HRSA's MUA/P and PCHPSA definition as of 10/2024



# Missouri Distribution of Kansas City University - College of Osteopathic Medicine *INTERNAL MEDICINE* Graduates\*



✓ 18% (28) of KCU-COM Internal Medicine Graduates practice in a Rural Area  
 ✓ 62% (95) of KCU-COM Internal Medicine Graduates practice in a PCHPSA  
 ✓ 25% (38) of KCU-COM Internal Medicine Graduates practice in a MUA/P

✓ 12% (168) of Allopathic Internal Medicine Physicians practice in a Rural Area  
 ✓ 21% (97) of Osteopathic Internal Medicine Physicians practice in a Rural Area  
 ✓ 59% (838) of Allopathic Internal Medicine Physicians practice in a PCHPSA  
 ✓ 69% (314) of Osteopathic Internal Medicine Physicians practice in a PCHPSA  
 ✓ 31% (444) of Allopathic Internal Medicine Physicians practice in a MUA/P  
 ✓ 36% (162) of Osteopathic Internal Medicine Physicians practice in a MUA/P



- ★ Kansas City University Campuses
- One or more KCU-COM Internal Medicine Alumni (155)
- One or more Osteopathic Internal Medicine Physician (453)
- One or more Allopathic Internal Medicine Physician (1,416)

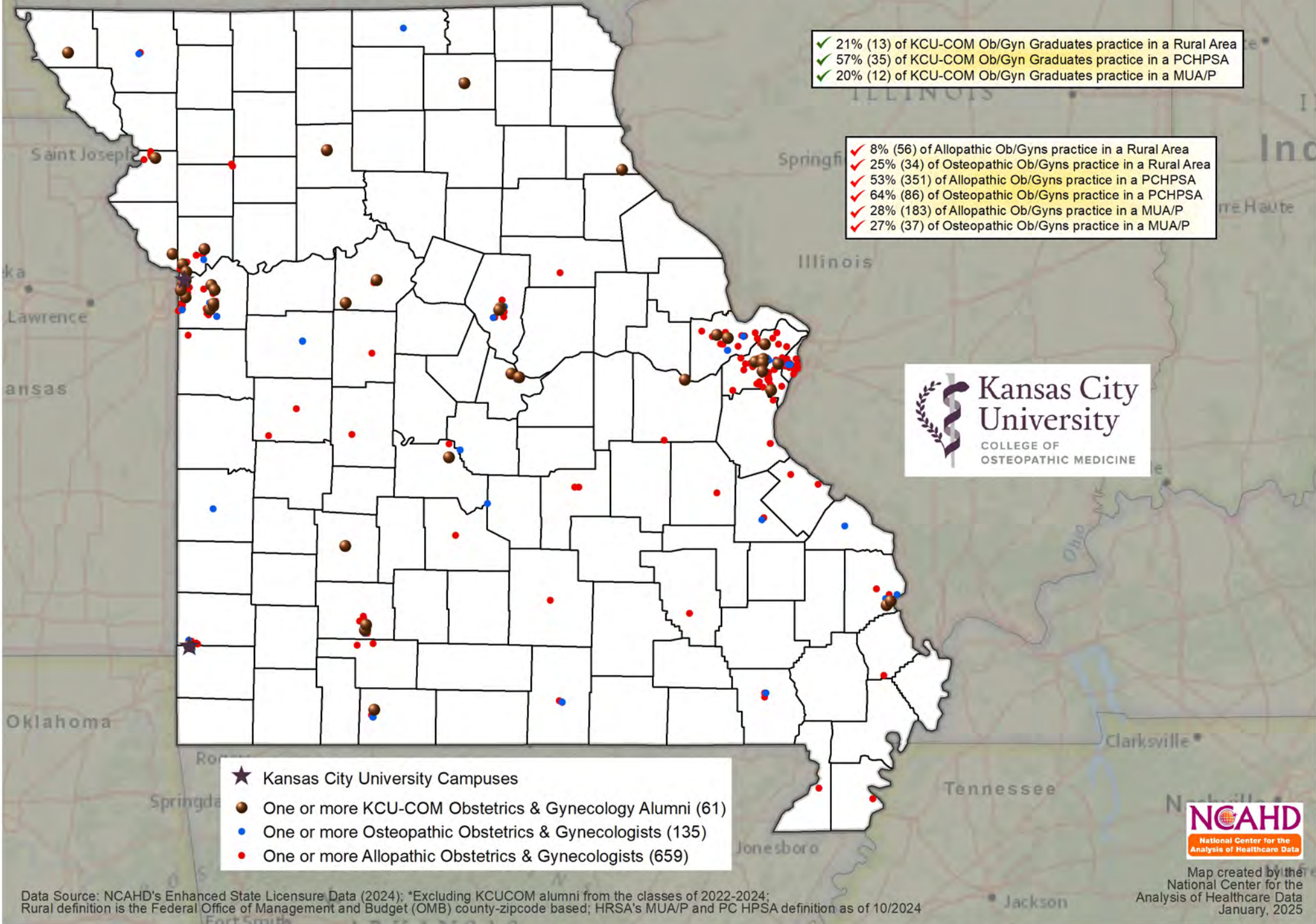
Data Source: NCAHD's Enhanced State Licensure Data (2024); \*Excluding KCU-COM alumni from the classes of 2022-2024;  
 Rural definition is the Federal Office of Management and Budget (OMB) county-zipcode based; HRSA's MUA/P and PC HPSA definition as of 10/2024



Map created by the  
 National Center for the  
 Analysis of Healthcare Data  
 January, 2025

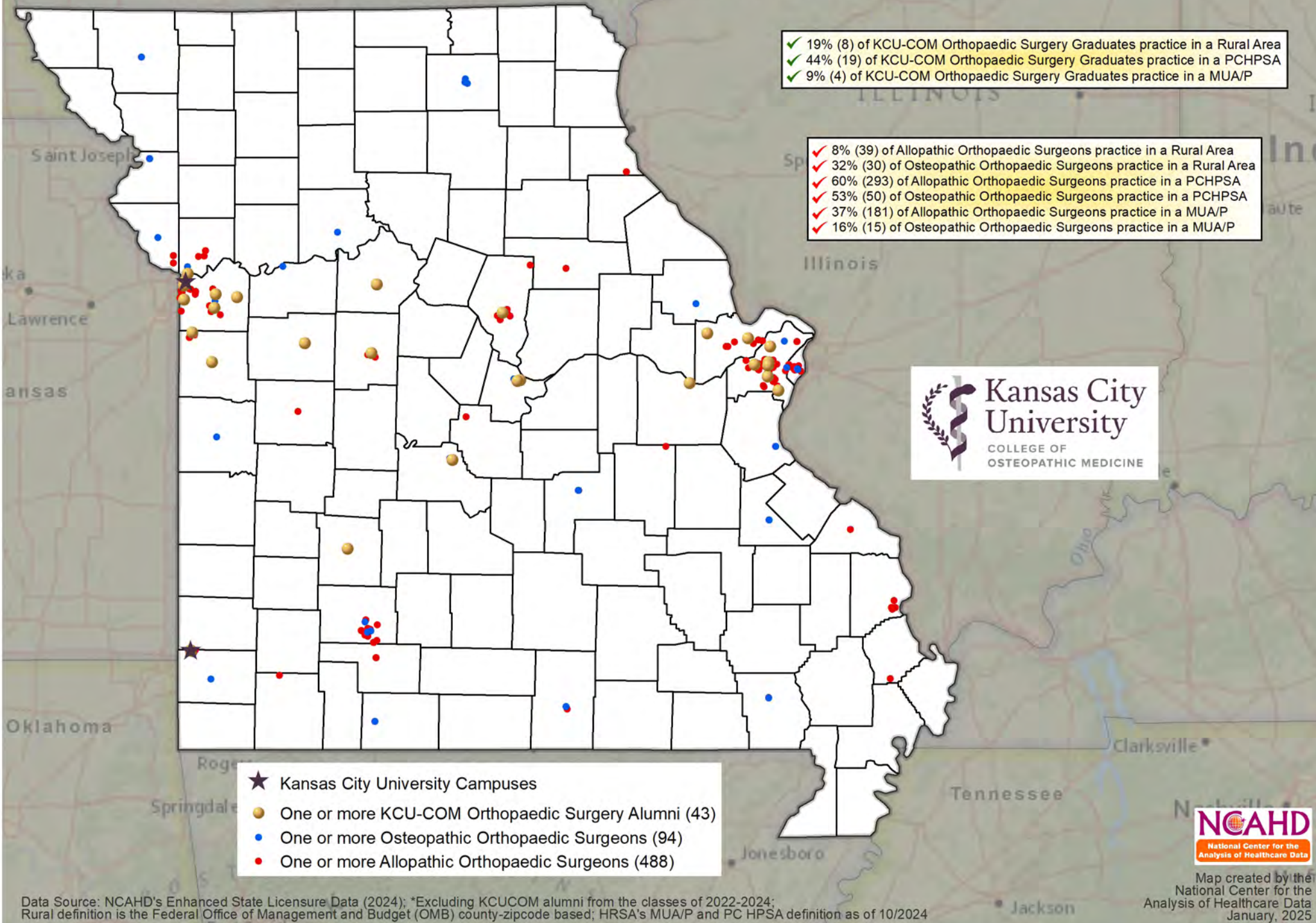


# Missouri Distribution of Kansas City University - College of Osteopathic Medicine **OBSTETRICS AND GYNECOLOGY** Graduates\*





# Missouri Distribution of Kansas City University - College of Osteopathic Medicine **ORTHOPAEDIC SURGERY** Graduates\*



✓ 19% (8) of KCU-COM Orthopaedic Surgery Graduates practice in a Rural Area  
 ✓ 44% (19) of KCU-COM Orthopaedic Surgery Graduates practice in a PCHPSA  
 ✓ 9% (4) of KCU-COM Orthopaedic Surgery Graduates practice in a MUA/P

✓ 8% (39) of Allopathic Orthopaedic Surgeons practice in a Rural Area  
 ✓ 32% (30) of Osteopathic Orthopaedic Surgeons practice in a Rural Area  
 ✓ 60% (293) of Allopathic Orthopaedic Surgeons practice in a PCHPSA  
 ✓ 53% (50) of Osteopathic Orthopaedic Surgeons practice in a PCHPSA  
 ✓ 37% (181) of Allopathic Orthopaedic Surgeons practice in a MUA/P  
 ✓ 16% (15) of Osteopathic Orthopaedic Surgeons practice in a MUA/P



- ★ Kansas City University Campuses
- One or more KCU-COM Orthopaedic Surgery Alumni (43)
- One or more Osteopathic Orthopaedic Surgeons (94)
- One or more Allopathic Orthopaedic Surgeons (488)

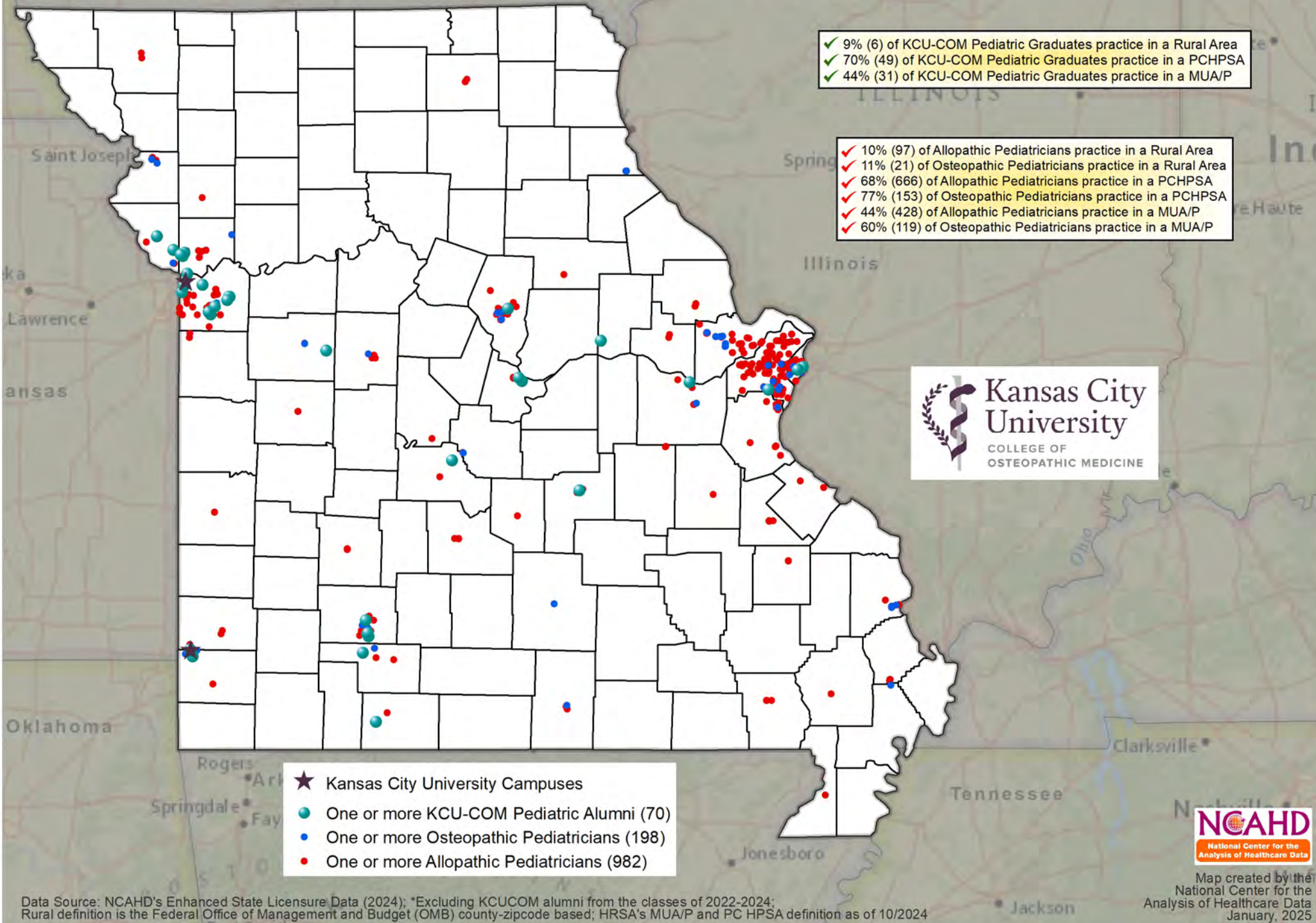
Data Source: NCAHD's Enhanced State Licensure Data (2024); \*Excluding KCU-COM alumni from the classes of 2022-2024;  
 Rural definition is the Federal Office of Management and Budget (OMB) county-zipcode based; HRSA's MUA/P and PC HPSA definition as of 10/2024



Map created by the  
 National Center for the  
 Analysis of Healthcare Data  
 January, 2025



# Missouri Distribution of Kansas City University - College of Osteopathic Medicine *PEDIATRIC* Graduates\*



✓ 9% (6) of KCU-COM Pediatric Graduates practice in a Rural Area  
 ✓ 70% (49) of KCU-COM Pediatric Graduates practice in a PCHPSA  
 ✓ 44% (31) of KCU-COM Pediatric Graduates practice in a MUA/P

✓ 10% (97) of Allopathic Pediatricians practice in a Rural Area  
 ✓ 11% (21) of Osteopathic Pediatricians practice in a Rural Area  
 ✓ 68% (666) of Allopathic Pediatricians practice in a PCHPSA  
 ✓ 77% (153) of Osteopathic Pediatricians practice in a PCHPSA  
 ✓ 44% (428) of Allopathic Pediatricians practice in a MUA/P  
 ✓ 60% (119) of Osteopathic Pediatricians practice in a MUA/P



- ★ Kansas City University Campuses
- One or more KCU-COM Pediatric Alumni (70)
- One or more Osteopathic Pediatricians (198)
- One or more Allopathic Pediatricians (982)



A faint, light gray background map of the state of Kansas, showing its geographical outline and a network of roads or highways.

# Kansas Maps

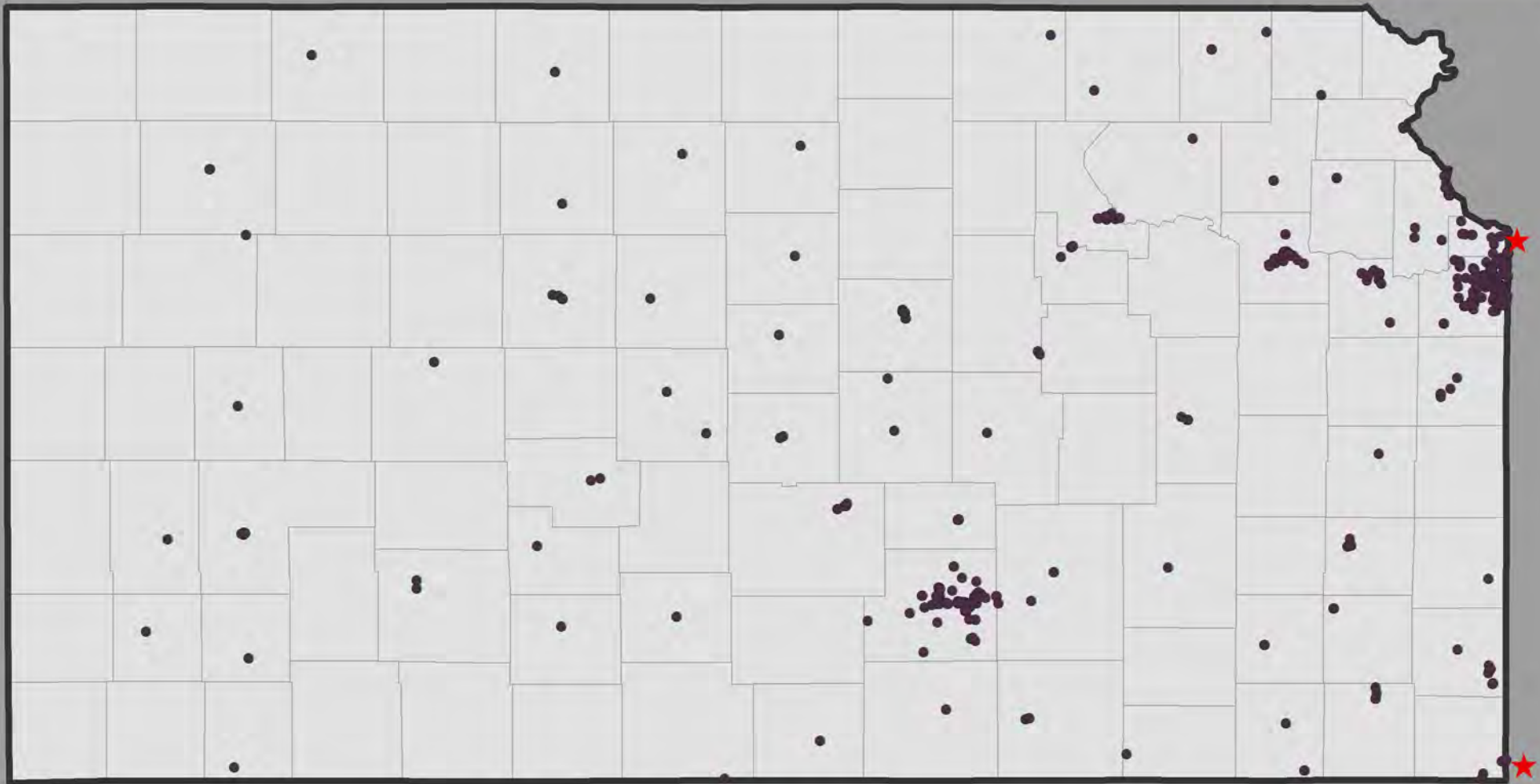
KCU-COM GRADUATE DISTRIBUTION



# Kansas City University - College of Osteopathic Medicine Graduates



- ✓ Kansas City University - COM retain a higher percentage of graduates that practice a primary care specialty; practice in rural and medically underserved areas/population in Kansas
- ✓ 55% of KCU-COM graduates practice a Primary Care specialty  
24% of all MDs practice a Primary Care specialty
- ✓ 31% of all instate DO's graduated from KCU-COM
- ✓ 65% of KCU-COM graduates practice in a PC-HPSA



Oklahoma

- ★ Kansas City University Campuses
- KCU-COM Graduates Practice Location (Total = 740)

\* Data Source: NCAHD's Enhanced State Licensure Data (2024); Rural definition is the Federal Office of Management and Budget (OMB) county-zipcode based; HRSA's MUA/P and PC HPSA definition as of 10/2024; Primary Care Specialty #1 includes\* Family and General Medicine, Geriatric, General Internal and Pediatrics, OMM, Public Health and Prevention



Map created by the  
National Center for the  
Analysis of Healthcare Data  
December, 2024

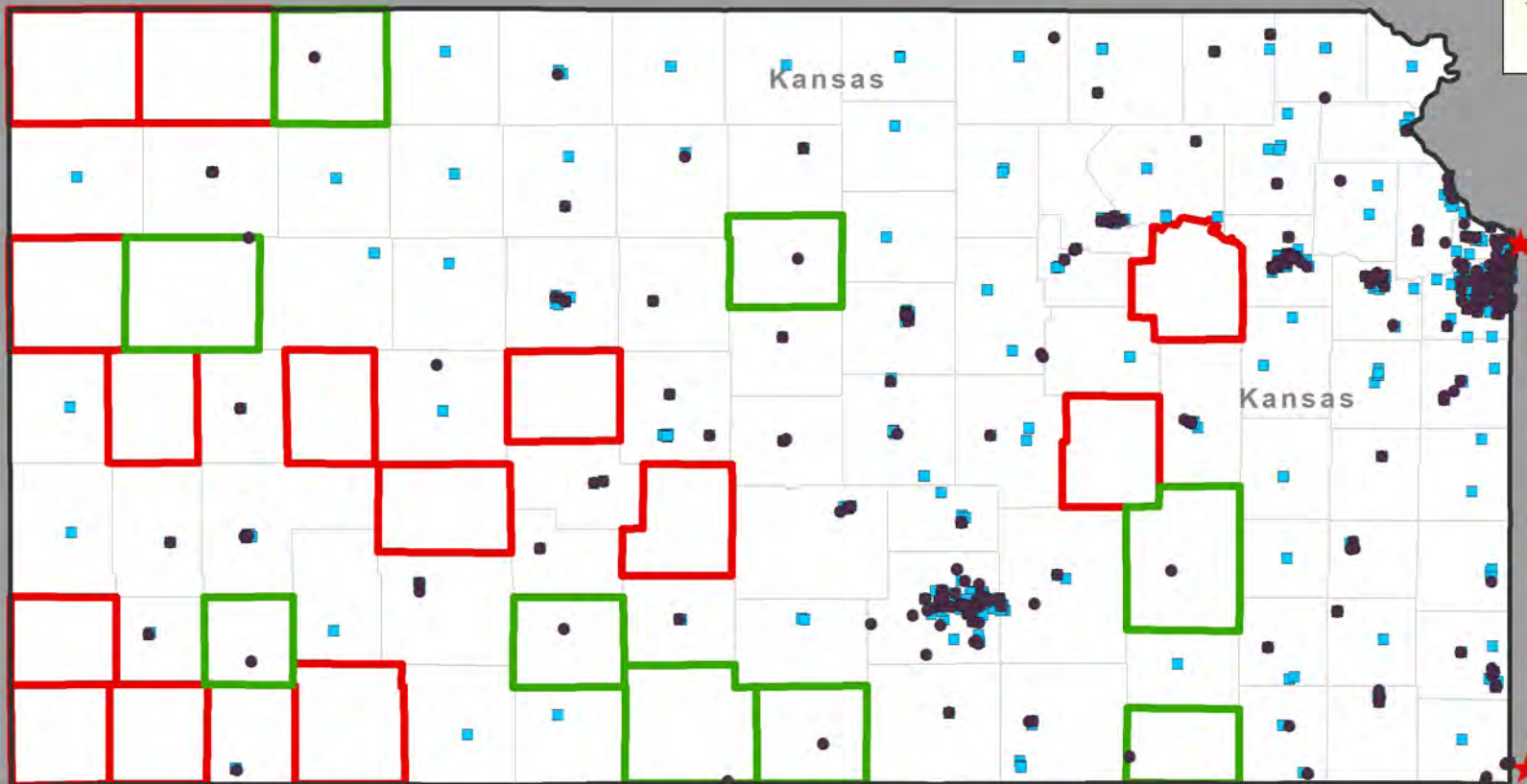


# Kansas Medical Colleges' Graduates

- ★ Kansas City University Campuses
- KCU-COM Graduates Practice Locations (740)
- University of Kansas SOM Graduates (2,377)
- ▭ Kansas Counties with only a KCU-COM Graduates (9)
- ▭ Kansas Counties without a physician (14)

Kansas Medical School Comparative Analysis					
Medical School	# of in-state practicing Graduates	#/% Graduates practicing Primary Care*	#/% Graduates practicing in Rural Areas* of Kansas	#/% Graduates practicing in a PC HPSA*	#/% Graduates practicing in a MUA/P*
Kansas City University College of Osteopathic Medicine	740	408/55%	183/25%	478/65%	190/25%
University of Kansas School of Medicine	2,377	947/40%	427/18%	828/34%	493/21%
Combined KCU-COM & UK-SOM Graduates	3,177	1,355/43%	610/19%	1,306/41%	683/21%
State Physician Total (MD/DO Averages)	7,526	3,161/31%	1,355/18%	3,085/41%	1,280/17%

- ✓ Kansas City University - COM retain a higher percentage of graduates that practice Primary Care specialties; practice in rural and medically underserved areas in Kansas
- ✓ 47% of all DOs practice a Primary Care specialty
- ✓ 24% of all MDs practice a Primary Care specialty
- ✓ 31% of all in-state DO's graduated from KCU-COM
- ✓ 55% of all KCU-COM graduates practice a PC specialty



Primary Care Specialty #1 includes: Family and General Medicine, Geriatric Medicine, General Internal Medicine and Pediatrics, Public Health and Prevention

\* Data Source: NCAHD's Enhanced State Licensure Data (2024); Rural definition is the Federal Office of Management and Budget (OMB) county-census tract based; HRSA's MUA/P and PC HPSA definition as of 10/2024; Primary Care Specialty #1 includes\* Family and General Medicine, Geriatric, General Internal and Pediatrics, OMM, Public Health and Prevention



Map created by the National Center for the Analysis of Healthcare Data November, 2024



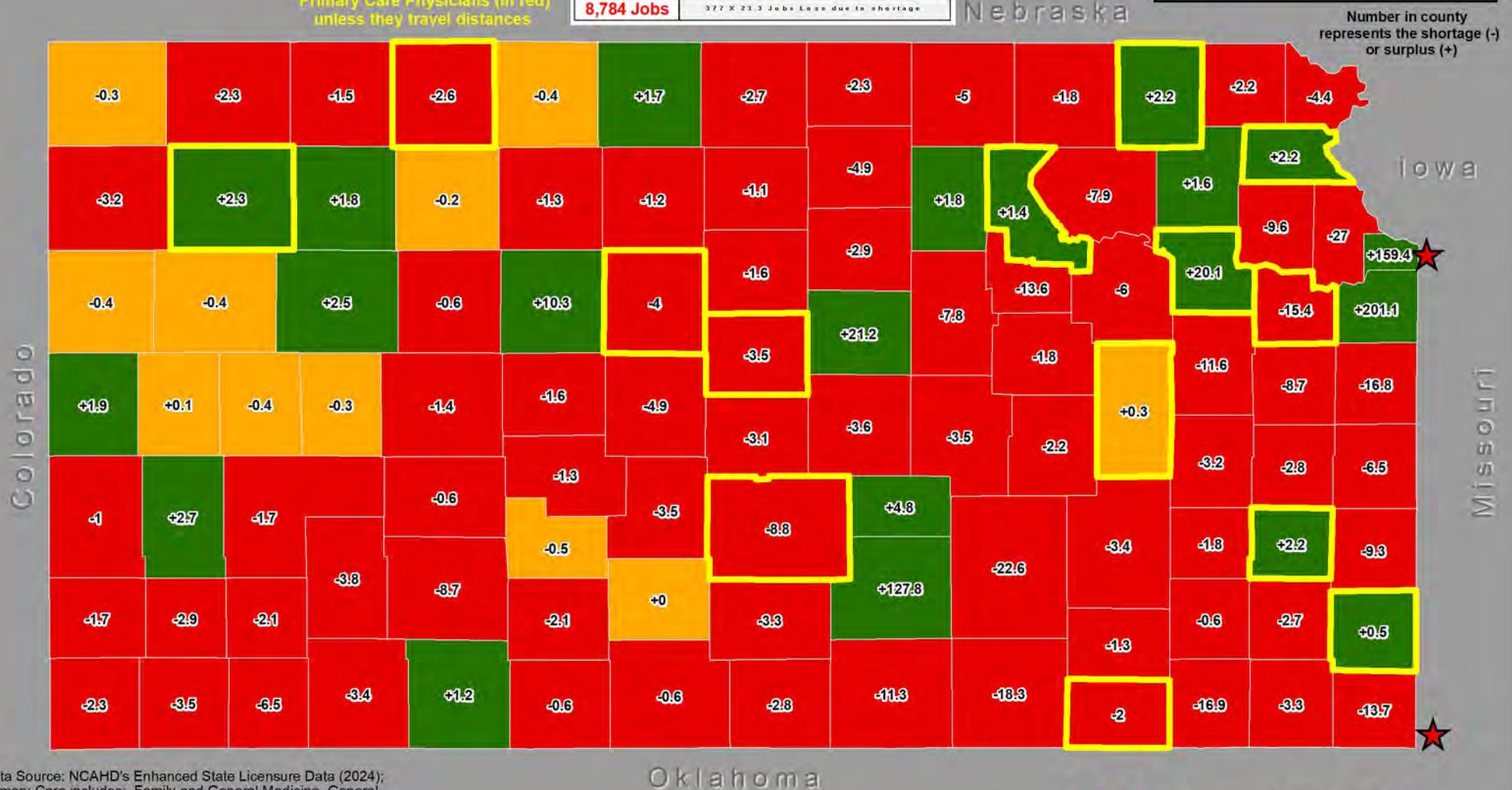
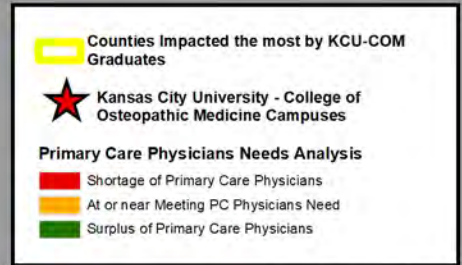
# Economic Impact of Kansas' Primary Care Physicians \* 2024)

## Including KCU-COM Primary Care Graduates



1.17 Million Kansas citizens with No/Limited Access to Primary Care Physicians (in red) unless they travel distances

Kansas Primary Care Physician Needs Analysis (including KCU-COM Graduates)		
Total Primary Care Physician Shortage	Total Revenue Loss <u>Annually</u> Due to Primary Care Shortage	Total Job Loss Created by Primary Care Physician Shortage
377	\$1.7 Million	23.3 jobs/physician
Total State Revenue Lost Annually and Job Loss in Red		
\$641 Million	377 X \$1.7 Million in Revenue Loss Annually	
8,784 Jobs	377 X 23.3 Jobs Loss due to shortage	



Data Source: NCAHD's Enhanced State Licensure Data (2024); Primary Care includes: Family and General Medicine, General Internal Medicine, General Pediatrics, Geriatrics & Public Health/Preventative Medicine. PC Needs Analysis created by NCAHD's National Rural Health Works Center (NCRHW) (2023); Economic Impact created by NCRHW in 2022



Map created by the National Center for the Analysis of Healthcare Data  
December, 2024



# Economic Impact of Kansas' Primary Care Physicians \* 2024)

## Not Including KCU-COM Primary Care Graduates

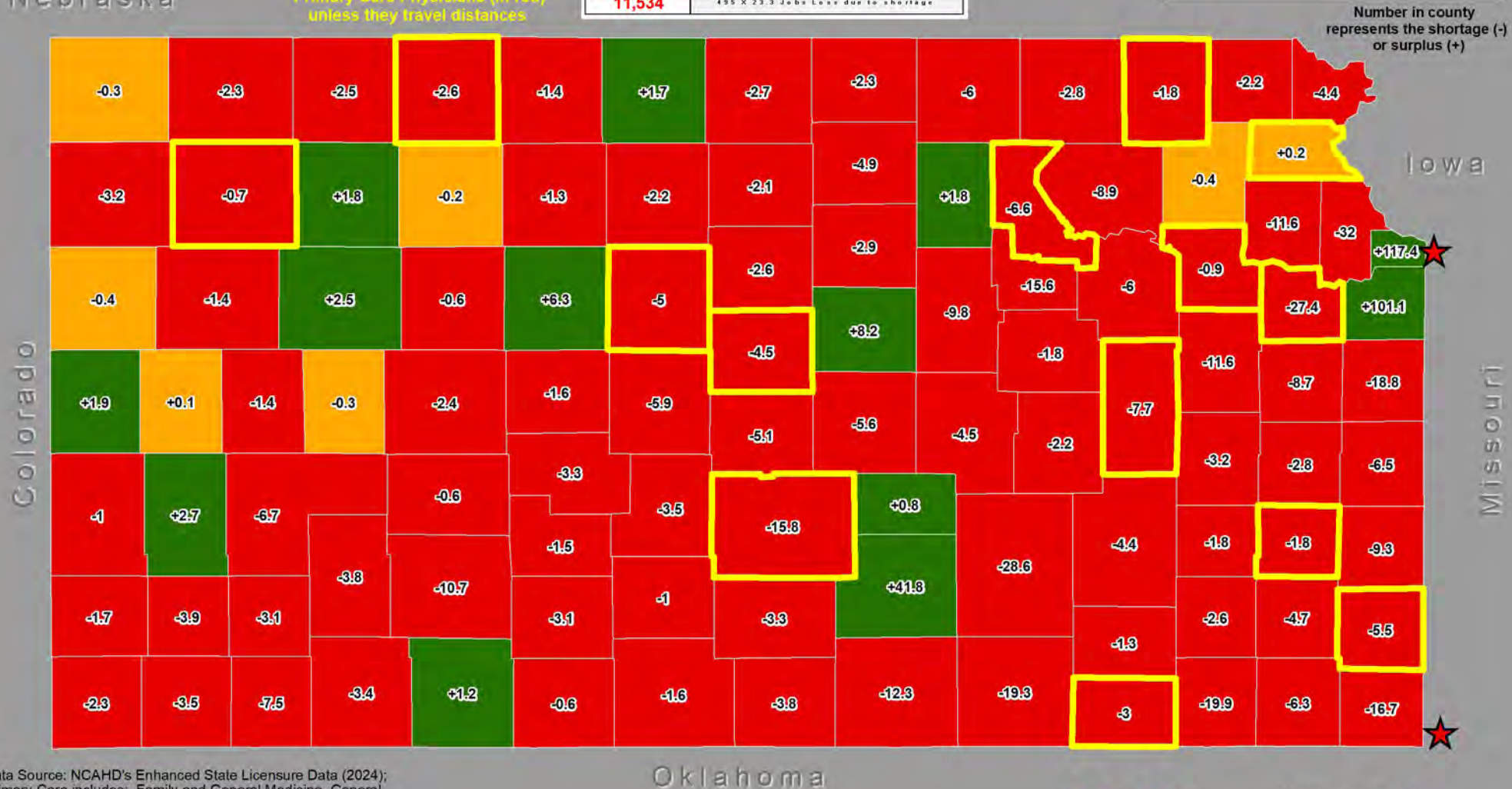


1.42 Million Kansas citizens with No/Limited Access to Primary Care Physicians (in red) unless they travel distances

Kansas Primary Care Physician Needs Analysis (not including KCU-COM Graduates)		
Total Primary Care Physician Shortage	Total Revenue Loss <u>Annually</u> Due to Primary Care Shortage	Total Job Loss Created by Primary Care Physician Shortage
495	\$1.7 Million	23.3 jobs/physician
Total State Revenue Lost Annually and Job Loss in Red		
\$842 Million	495 X \$1.7 Million in Revenue Loss Annually	
11,534	495 X 23.3 Jobs Loss due to shortage	



Nebraska



Data Source: NCAHD's Enhanced State Licensure Data (2024); Primary Care includes: Family and General Medicine, General Internal Medicine, General Pediatrics, Geriatrics & Public Health/Preventative Medicine. PC Needs Analysis created by NCAHD's National Rural Health Works Center (NCRHW) (2023); Economic Impact created by NCRHW in 2022



Map created by the National Center for the Analysis of Healthcare Data  
December, 2024

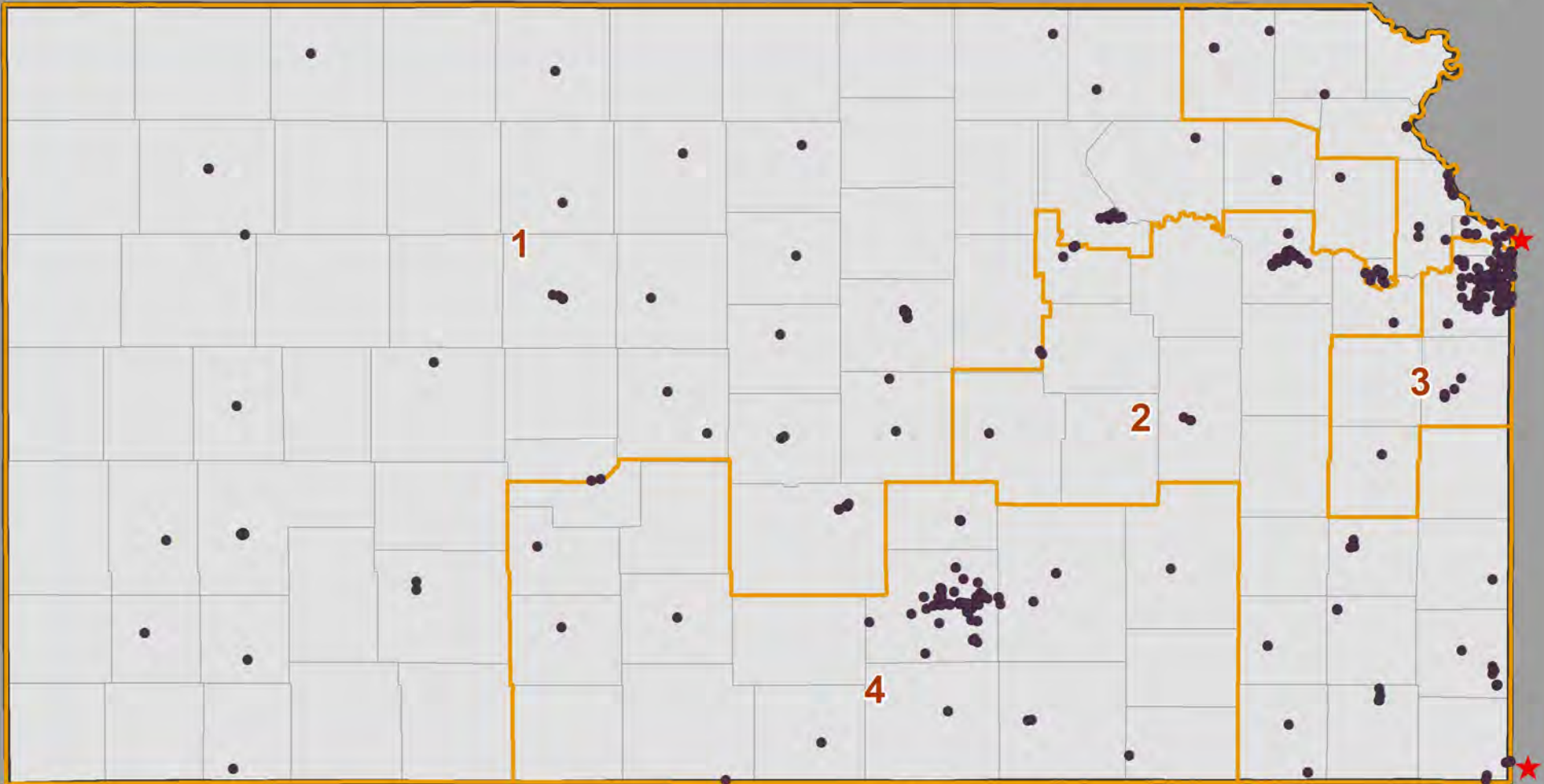


# Kansas City University-COM Graduates With Congressional House Districts Analysis

- ★ Kansas City University Campuses
- KCU-COM Graduates Practice Location (Total = 740)
- 119th Congressional Districts

KCU-COM Graduates Distribution by 119th Congressional House Districts			
District	Congressperson	Party	KCU-COM Graduates
1	Tracey Mann	R	111
2	Derek Schmidt	R	164
3	Sharice Davis	D	125
4	Ron Estes	R	340

- ✓ Kansas City University - COM retain a higher percentage of graduates that practice Primary Care specialties; practice in rural and medically underserved areas in Kansas
- ✓ 47% of all DOs practice a Primary Care specialty
- ✓ 24% of all MDs practice a Primary Care specialty
- ✓ 31% of all Instate DO's graduated from KCU-COM
- ✓ 55% of all KCU-COM graduates practice a PC specialty



Oklahoma

\* Data Source: US Census for legislative district data;  
NCAHD's Enhanced State Licensure Data (2024);  
Rural definition is the Federal Office of Management and Budget (OMB)  
county-zipcode based; HRSA's MUA/P and PC HPSA definition as of 10/2024;  
Primary Care Specialty #1 includes" Family and General Medicine,  
Geriatric, General Internal and Pediatrics, OMM, Public Health and Prevention



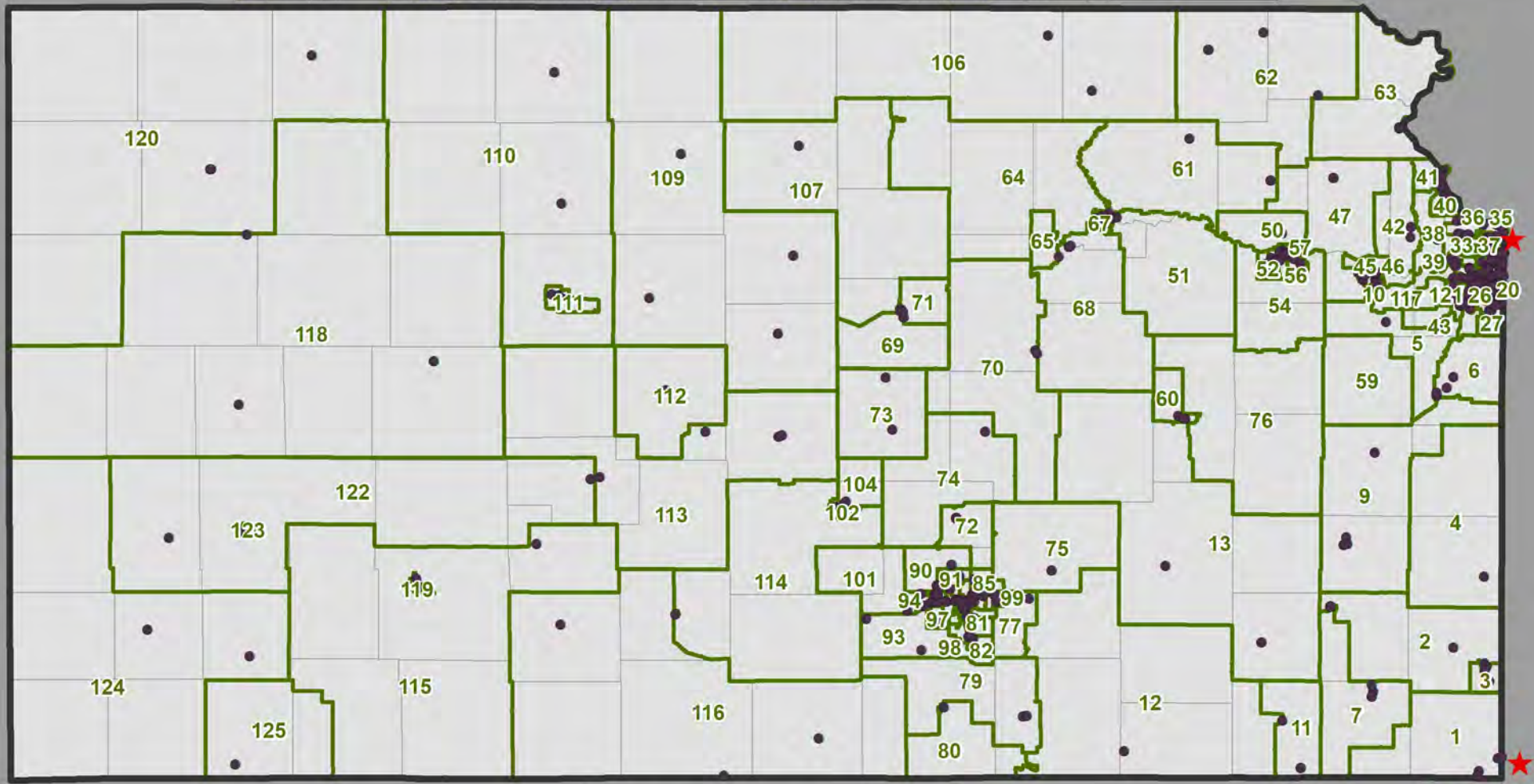
Map created by the  
National Center for the  
Analysis of Healthcare Data  
January, 2025



# Kansas City University-COM Graduates With State House Districts Analysis

District	KCU-COM Graduates	Representative	Party	District	KCU-COM Graduates	Representative	Party	District	KCU-COM Graduates	Representative	Party	District	KCU-COM Graduates	Representative	Party	District	KCU-COM Graduates	Representative	Party
1	8	Michael House	R	22	2	Urbain Vaughn	D	43	2	BB Sutton	R	64	0	Lisa "Bibi" Bloom	R	85	6	Patrick Penn	R
2	2	Kenneth Collins	R	23	16	Sarah Kutz	D	44	1	Barbara Ballard	D	65	0	Jeff Underhill	R	86	0	Step Miller	D
3	9	Chuck Smith	R	24	26	James Ouellet	D	45	7	Mika Amos	D	66	2	Sandra Carlin	D	87	9	Susan Estes	R
4	1	Foster Jacobs	R	25	8	Rui Ju	D	46	11	Dennis "Boss" Hightberger	D	67	7	Michael Dodson	R	88	0	Sandy Pickett	R
5	1	Came Barth	R	26	2	Adam Thomas	R	47	2	Ronald Bile	R	68	6	Nathan Butler	R	89	0	KC Oubasom	D
6	5	Samantha Pomeroy Pughall	R	27	5	Sean Towse	R	48	4	Dan Cronan	D	69	3	Clara Sanders	R	90	5	Carl Maughan	R
7	7	Dan Goddard	R	28	8	Cal Turner	R	49	6	Nikki McDonald	D	70	1	Scott Hill	R	91	3	Erin Bergquist	R
8	0	Chris Craft	R	29	25	Heather Meyer	D	50	2	Kyle McCortin	R	71	9	Shawn K. Howe	R	92	1	John Carmichael	D
9	7	Fred Barker	R	30	11	Laura Williams	R	51	2	Kenny Trice	R	72	6	Avery Anderson	R	93	2	Brian Bergkamp	R
10	1	Cristina Harnwood	D	31	126	Louise Rice	D	52	4	James Blanton	R	73	2	Lee Shults	R	94	4	Lee DeBenedictis	R
11	3	Ron Broyer	R	32	0	Pam Curtis	D	53	5	Kyle Haskins	D	74	1	Stephen Owens	R	95	2	Tom Simer	R
12	1	Doug Ellis	R	33	0	Mike Thompson	R	54	0	Kari Corbett	R	75	2	Jeff Carpenter	R	96	0	Tom Kester	R
13	3	Diana Drige	R	34	2	Valencia Valm	D	55	21	Tobias Schlegel	R	76	0	Eric Smith	R	97	1	Nick McNeel	R
14	1	Dennis Miller	D	35	1	Nanda Browner-Peage	D	56	1	Wagel	D	77	1	Krista Williams	R	98	0	David Houston	R
15	0	Alicia Hougland	D	36	4	Lynn Martin	D	57	3	John Alkias	D	78	3	Robert E. Essex	R	99	4	Susan Humphries	R
16	4	Linda Featherston	D	37	9	Melissa Droppa	D	58	2	Ho Miller	D	79	3	Victoria T. Roth	R	100	7	Daniel Hawkins	R
17	4	Jo Ella Hove	D	38	2	Tammy Johnson	R	59	0	Rebecca Schmitz	R	80	1	Bill Riley	R	101	2	Joe Sewert	R
18	1	Cindy Neigher	D	39	2	Angela Stens	R	60	8	Mark Schreiber	R	81	4	Blake Carpenter	R	102	2	Jason Probst	D
19	9	Stephanie Sauer Clinton	D	40	4	David Buehler	R	61	3	Francis Auerkamp	R	82	2	Luath Howell	R	103	21	Angela Martinez	D
20	35	Mar-Lynn Poskin	D	41	3	Pat Proctor	R	62	5	Randy Gaden	R	83	16	Helen Hagerman	D	104	7	Paul Vagstad	R
21	4	Jerry Buggild	D	42	2	Lance McNeely	R	63	3	John Egan	R	84	50	Paul Carr	D	105	5	Brenda Landwehr	R

- ✓ Kansas City University - COM retain a higher percentage of graduates that practice Primary Care specialties; practice in rural and medically underserved areas in Kansas
- ✓ 47% of all DOs practice a Primary Care specialty
- ✓ 24% of all MDs practice a Primary Care specialty
- ✓ 31% of all instate DOs graduated from KCU-COM
- ✓ 55% of all KCU-COM graduates practice a PC specialty



\* Data Source: US Census for legislative district data; NCAHD's Enhanced State Licensure Data (2024); Rural definition is the Federal Office of Management and Budget (OMB) county-zipcode based; HRSA's MUA/P and PC HPSA definition as of 10/2024; Primary Care Specialty #1 includes: Family and General Medicine, Geriatric, General Internal and Pediatrics, OMM, Public Health and Prevention



★ Kansas City University Campuses

● KCU-COM Graduates Practice Location (Total = 740)

■ Kansas House Districts



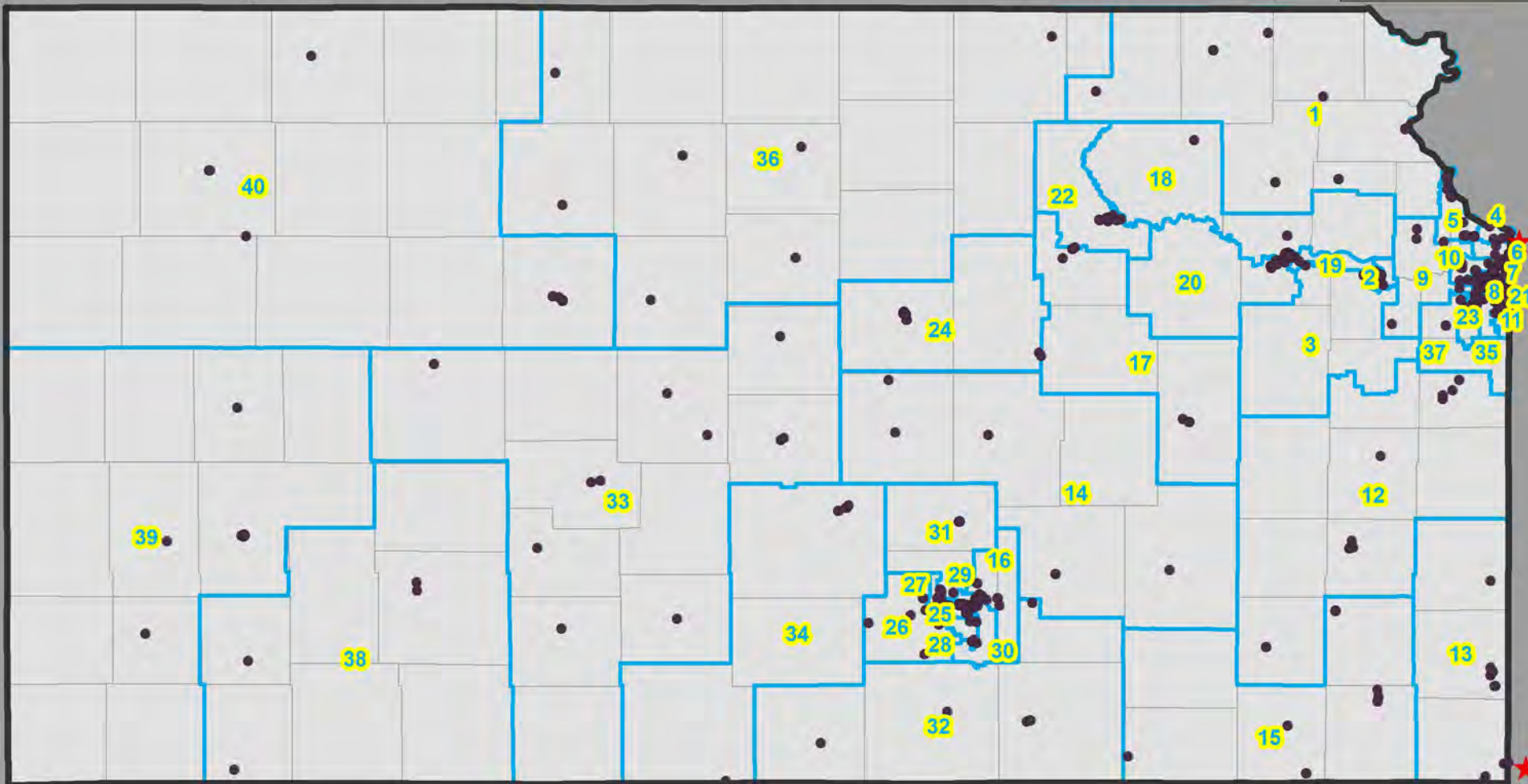
Map created by the National Center for the Analysis of Healthcare Data January, 2025



# Kansas City University-COM Graduates With State Senate Districts Analysis

KCU-COM Graduates Distribution by Kansas Senate District															
District	Congressperson	Party	KCU-COM Graduates	District	Congressperson	Party	KCU-COM Graduates	District	Congressperson	Party	KCU-COM Graduates	District	Congressperson	Party	KCU-COM Graduates
1	Dennis Pyle	R	13	11	Kellie Warren	R	21	21	Dinah Sykes	D	41	31	Carolyn McGinn	R	10
2	Marci Francisco	D	13	12	Caryn Tyson	R	14	22	Usha Reddi	D	9	32	Larry Alley	R	6
3	Tom Holland	D	6	13	Tim Shallenburger	R	20	23	Robert Olson	R	21	33	Alicia Straub	R	11
4	David Haley	D	4	14	Michael Fagg	R	6	24	J.R. Gaeyes	R	19	34	Mark Steffen	R	10
5	Jeff Pittman	D	12	15	Virgil Peck	R	11	25	Mary Ware	D	2	35	Rick Wilborn	R	6
6	Pat Pettley	D	135	16	Ty Masterson	R	17	26	Dan Kerschden	R	8	36	Blaine Bowers	R	7
7	Ethan Corson	D	22	17	Jeff Longbine	R	14	27	Chase Blasi	R	18	37	Molly Baumgardner	R	4
8	Gandy Holscher	D	78	18	Kristen O'Shea	R	5	28	Mike Petersen	R	6	38	Ronald Ryckman	R	4
9	Beverly Gossage	R	5	19	Rick Kloos	R	27	29	Oletha Faust-Goudeau	D	84	39	John Doll	R	11
10	Mike Thompson	R	11	20	Brenda Dietrich	R	10	30	Renee Erickson	R	5	40	Rick Billinger	R	14

- ✓ Kansas City University - COM retain a higher percentage of graduates that practice Primary Care specialties; practice in rural and medically underserved areas in Kansas
- ✓ 47% of all DOs practice a Primary Care specialty
- ✓ 24% of all MDs practice a Primary Care specialty
- ✓ 31% of all in-state DOs graduated from KCU-COM
- ✓ 55% of all KCU-COM graduates practice a PC specialty



\* Data Source: US Census for legislative district data;  
NCAHD's Enhanced State Licensure Data (2024);  
Rural definition is the Federal Office of Management and Budget (OMB)  
county-zipcode based; HRSA's MUA/P and PC HPSA definition as of 10/2024;  
Primary Care Specialty #1 includes\* Family and General Medicine,  
Geriatric, General Internal and Pediatrics, OMM, Public Health and Prevention



**Kansas City University**  
COLLEGE OF  
OSTEOPATHIC MEDICINE



 **Kansas City University Campuses**



● KCU-COM Graduates Practice Location  
(Total = 740)



 Kansas Senate Districts



Map created by the  
National Center for the  
Analysis of Healthcare Data  
January, 2025

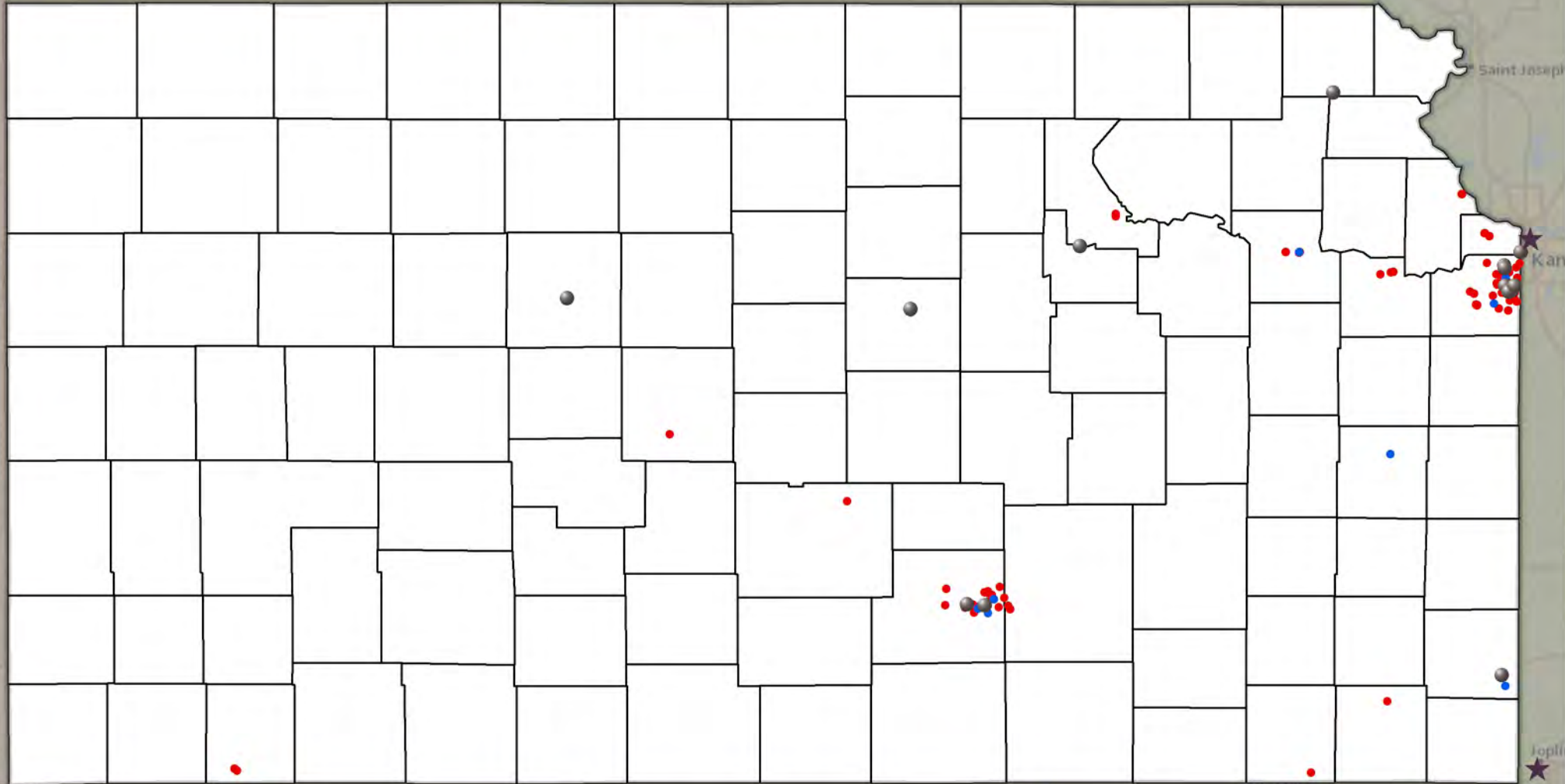


# Kansas Distribution of Kansas City University - College of Osteopathic Medicine ***ANESTHESIOLOGY*** Graduates\*

- ✓ 15% (5) of KCU-COM Anesthesiology Graduates practice in a Rural Area
- ✓ 76% (25) of KCU-COM Anesthesiology Graduates practice in a PCHPSA
- ✓ 27% (9) of KCU-COM Anesthesiology Graduates practice in a MUA/P



- ✓ 6% (20) of Allopathic Anesthesiologists practice in a Rural Area
- ✓ 11% (8) of Osteopathic Anesthesiologists practice in a Rural Area
- ✓ 57% (191) of Allopathic Anesthesiologists practice in a PCHPSA
- ✓ 73% (55) of Osteopathic Anesthesiologists practice in a PCHPSA
- ✓ 8% (27) of Allopathic Anesthesiologists practice in a MUA/P
- ✓ 32% (24) of Osteopathic Anesthesiologists practice in a MUA/P



- ★ Kansas City University Campuses
- One or more KCU-COM Anesthesiology Alumni (33)
- One or more Osteopathic Anesthesiologists (75)
- One or more Allopathic Anesthesiologists (334)



Map created by the  
National Center for the  
Analysis of Healthcare Data  
January, 2025

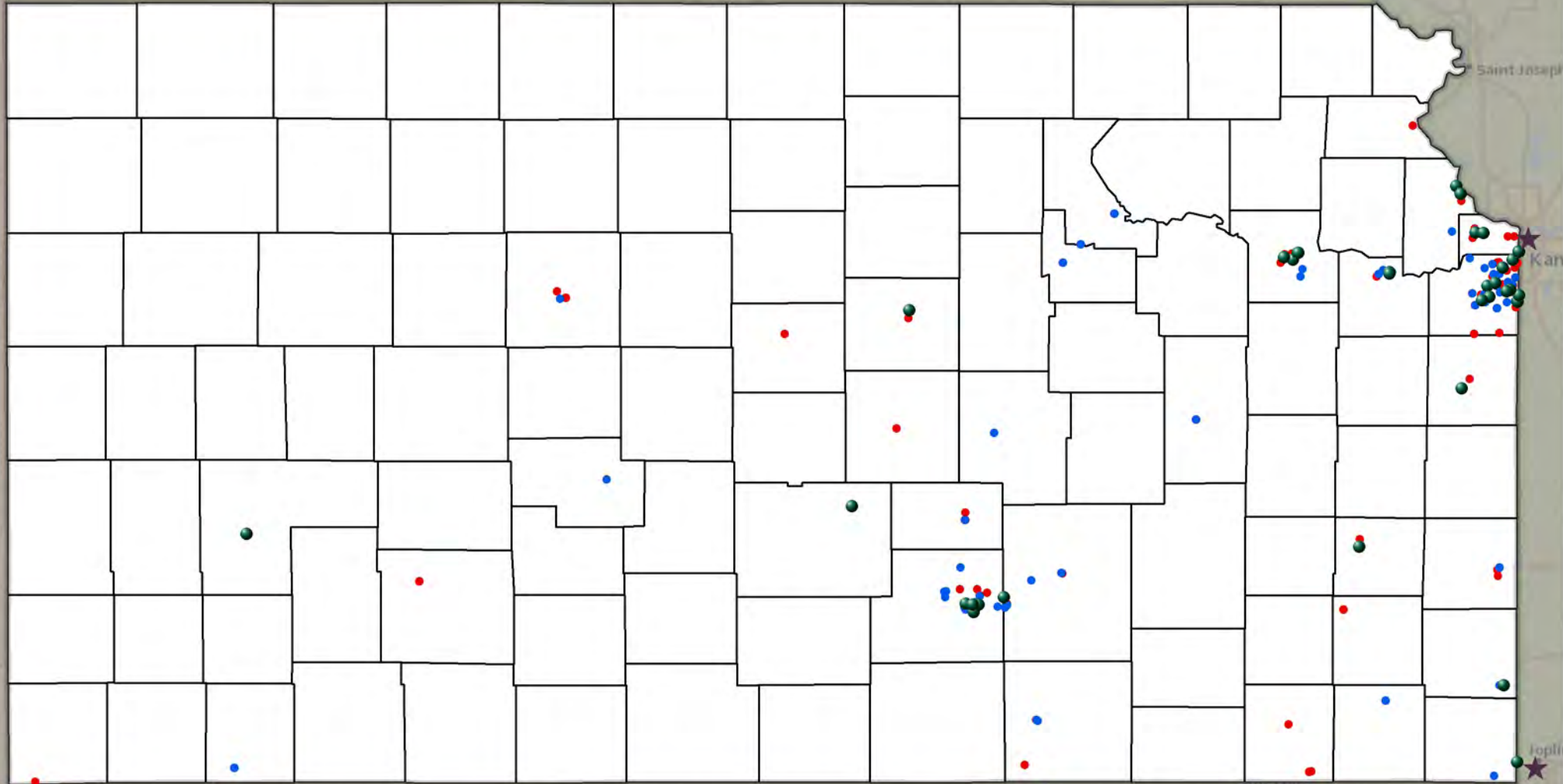


# Kansas Distribution of Kansas City University - College of Osteopathic Medicine **EMERGENCY MEDICINE** Graduates\*

- ✓ 17% (10) of KCU-COM Emergency Medicine Graduates practice in a Rural Area
- ✓ 58% (34) of KCU-COM Emergency Medicine Graduates practice in a PCHPSA
- ✓ 20% (12) of KCU-COM Emergency Medicine Graduates practice in a MUA/P



- ✓ 21% (68) of Allopathic Emergency Medicine Physicians practice in a Rural Area
- ✓ 23% (34) of Osteopathic Emergency Medicine Physicians practice in a Rural Area
- ✓ 60% (190) of Allopathic Emergency Medicine Physicians practice in a PCHPSA
- ✓ 50% (74) of Osteopathic Emergency Medicine Physicians practice in a PCHPSA
- ✓ 27% (85) of Allopathic Emergency Medicine Physicians practice in a MUA/P
- ✓ 23% (34) of Osteopathic Emergency Medicine Physicians practice in a MUA/P



- ★ Kansas City University Campuses
- One or more KCU-COM Emergency Medicine Alumni (59)
- One or more Osteopathic Emergency Medicine Physician (149)
- One or more Allopathic Emergency Medicine Physician (317)



Map created by the  
National Center for the  
Analysis of Healthcare Data  
January, 2025

Data Source: NCAHD's Enhanced State Licensure Data (2024); \*Excluding KCUCOM alumni from the classes of 2022-2024;  
Rural definition is the Federal Office of Management and Budget (OMB) county-zipcode based; HRSA's MUA/P and PC HPSA definition as of 10/2024

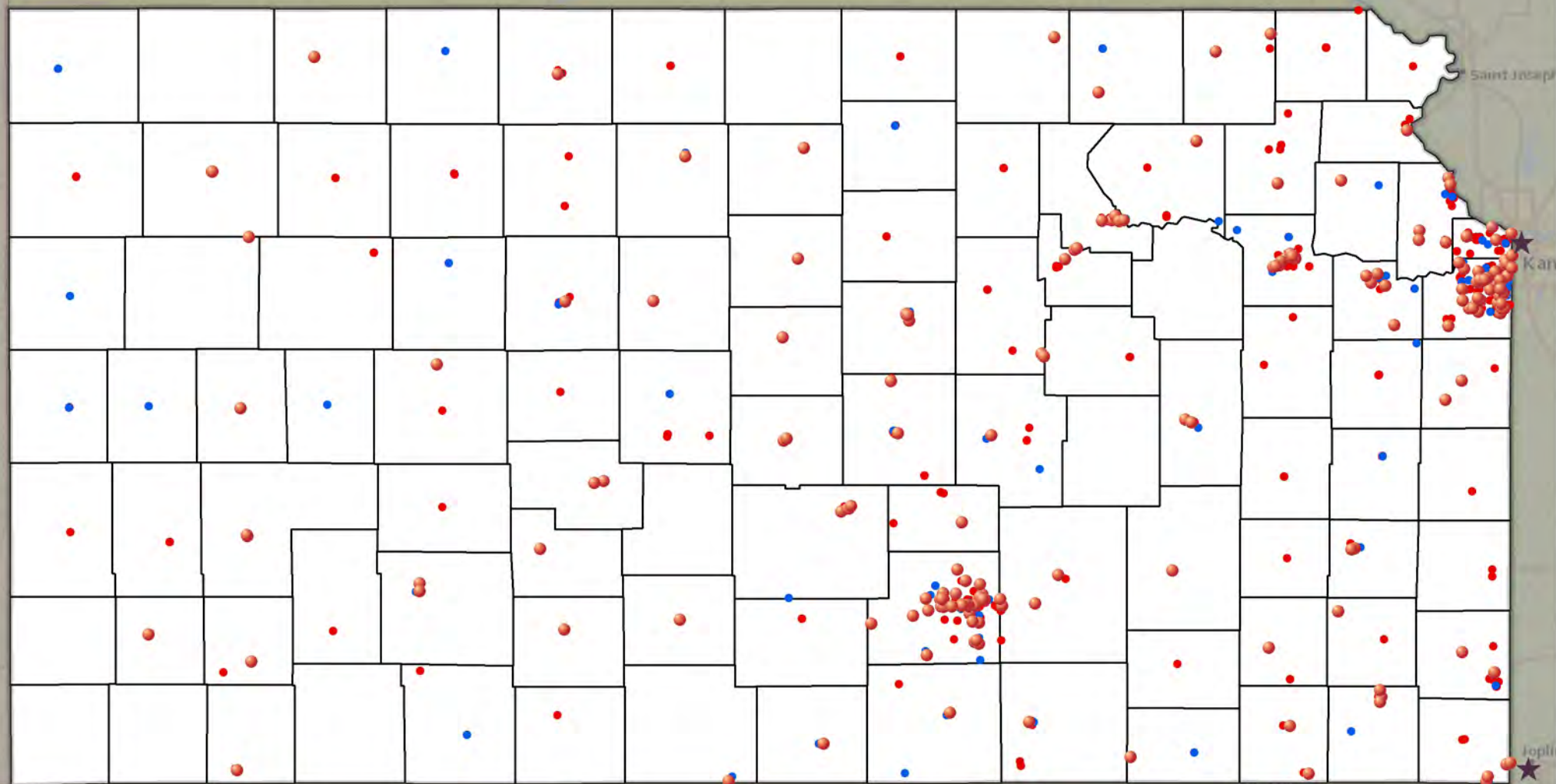


# Kansas Distribution of Kansas City University - College of Osteopathic Medicine ***FAMILY MEDICINE*** Graduates\*

- ✓ 41% (110) of KCU-COM Family Medicine Graduates practice in a Rural Area
- ✓ 62% (165) of KCU-COM Family Medicine Graduates practice in a PCHPSA
- ✓ 33% (88) of KCU-COM Family Medicine Graduates practice in a MUA/P



- ✓ 41% (417) of Allopathic Family Medicine Physicians practice in a Rural Area
- ✓ 38% (141) of Osteopathic Family Medicine Physicians practice in a Rural Area
- ✓ 61% (619) of Allopathic Family Medicine Physicians practice in a PCHPSA
- ✓ 67% (251) of Osteopathic Family Medicine Physicians practice in a PCHPSA
- ✓ 34% (341) of Allopathic Family Medicine Physicians practice in a MUA/P
- ✓ 37% (139) of Osteopathic Family Medicine Physicians practice in a MUA/P



- ★ Kansas City University Campuses
- One or more KCU-COM Family Medicine Alumni (267)
- One or more Osteopathic Family Medicine Physician (374)
- One or more Allopathic Family Medicine Physician (1,014)



Map created by the  
National Center for the  
Analysis of Healthcare Data  
January, 2025

Data Source: NCAHD's Enhanced State Licensure Data (2024); \*Excluding KCU-COM alumni from the classes of 2022-2024;  
Rural definition is the Federal Office of Management and Budget (OMB) county-zipcode based; HRSA's MUA/P and PC HPSA definition as of 10/2024

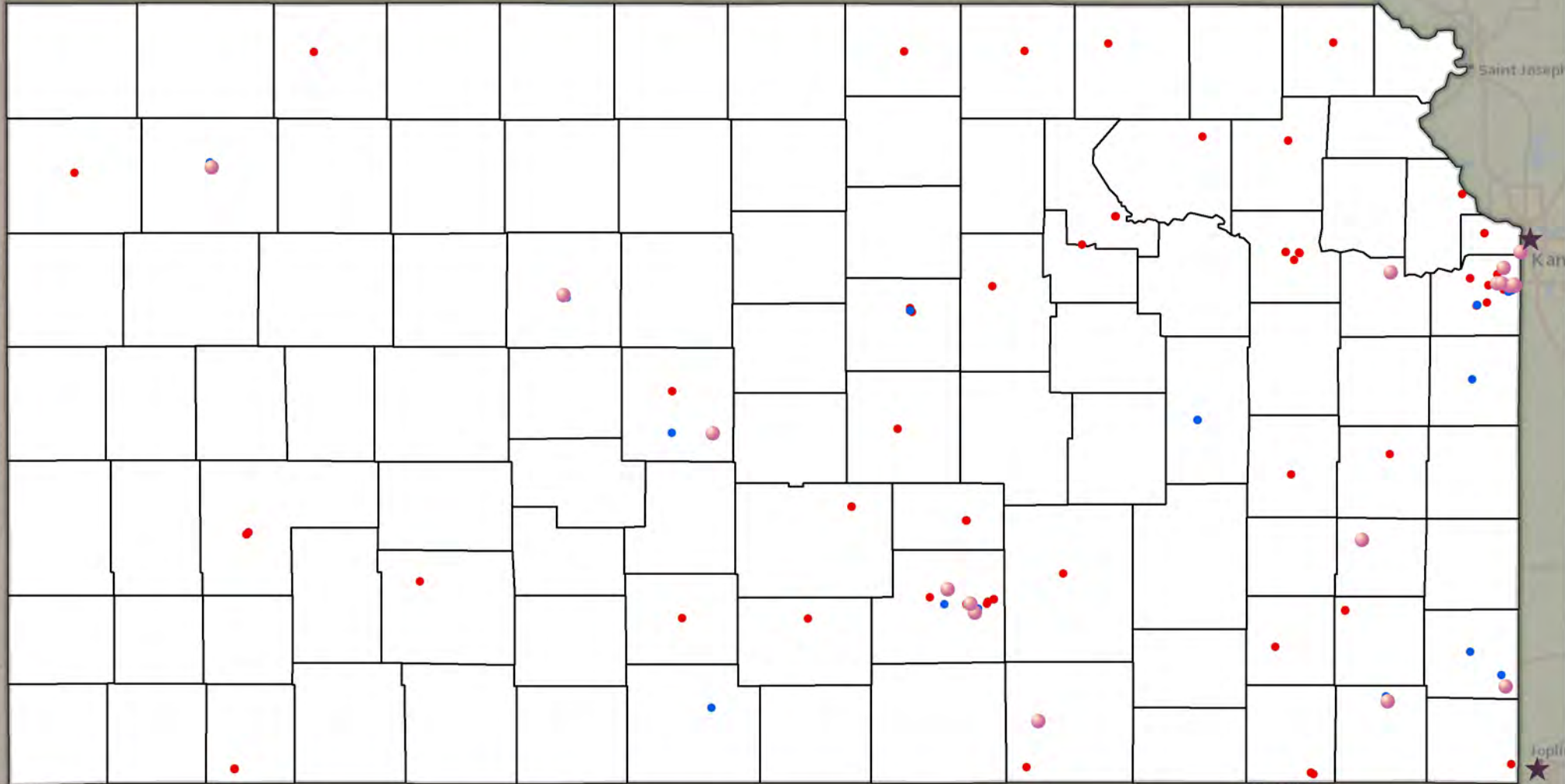


# Kansas Distribution of Kansas City University - College of Osteopathic Medicine **GENERAL SURGERY** Graduates\*

- ✓ 29% (7) of KCU-COM General Surgery Graduates practice in a Rural Area
- ✓ 67% (16) of KCU-COM General Surgery Graduates practice in a PCHPSA
- ✓ 25% (6) of KCU-COM General Surgery Graduates practice in a MUA/P



- ✓ 36% (66) of Allopathic General Surgeons practice in a Rural Area
- ✓ 24% (15) of Osteopathic General Surgeons practice in a Rural Area
- ✓ 62% (112) of Allopathic General Surgeons practice in a PCHPSA
- ✓ 73% (46) of Osteopathic General Surgeons practice in a PCHPSA
- ✓ 35% (63) of Allopathic General Surgeons practice in a MUA/P
- ✓ 41% (26) of Osteopathic General Surgeons practice in a MUA/P



- ★ Kansas City University Campuses
- One or more KCU-COM General Surgery Alumni (24)
- One or more Osteopathic General Surgeons (63)
- One or more Allopathic General Surgeons (182)



Map created by the  
National Center for the  
Analysis of Healthcare Data  
January, 2025

Data Source: NCAHD's Enhanced State Licensure Data (2024); \*Excluding KCUCOM alumni from the classes of 2022-2024;  
Rural definition is the Federal Office of Management and Budget (OMB) county-zipcode based; HRSA's MUA/P and PC HPSA definition as of 10/2024

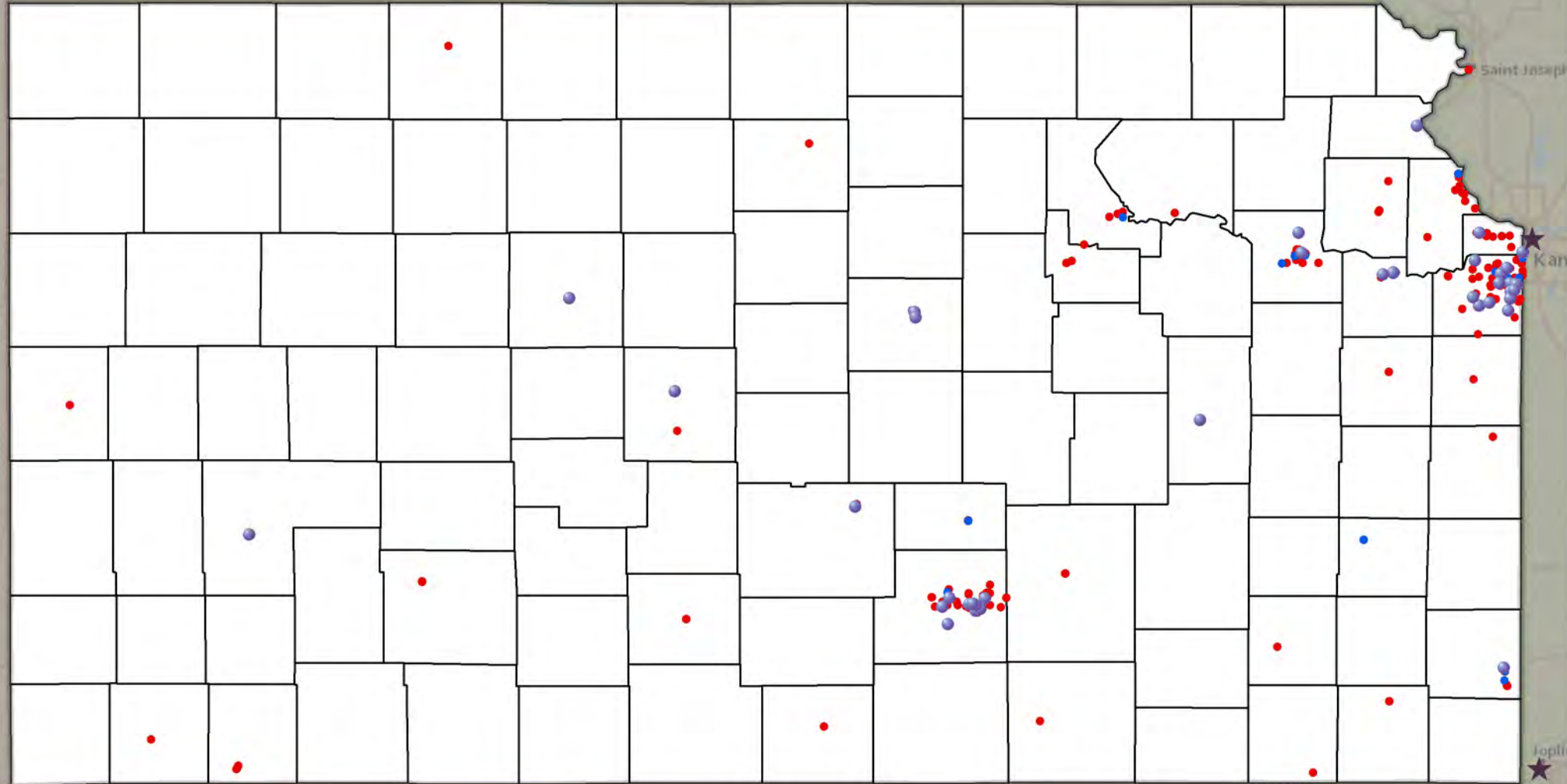


# Kansas Distribution of Kansas City University - College of Osteopathic Medicine *INTERNAL MEDICINE* Graduates\*

- ✓ 13% (12) of KCU-COM Internal Medicine Graduates practice in a Rural Area
- ✓ 70% (62) of KCU-COM Internal Medicine Graduates practice in a PCHPSA
- ✓ 21% (19) of KCU-COM Internal Medicine Graduates practice in a MUA/P



- ✓ 17% (120) of Allopathic Internal Medicine Physicians practice in a Rural Area
- ✓ 10% (25) of Osteopathic Internal Medicine Physicians practice in a Rural Area
- ✓ 64% (453) of Allopathic Internal Medicine Physicians practice in a PCHPSA
- ✓ 73% (182) of Osteopathic Internal Medicine Physicians practice in a PCHPSA
- ✓ 24% (168) of Allopathic Internal Medicine Physicians practice in a MUA/P
- ✓ 18% (44) of Osteopathic Internal Medicine Physicians practice in a MUA/P



- ★ Kansas City University Campuses
- One or more KCU-COM Internal Medicine Alumni (89)
- One or more Osteopathic Internal Medicine Physician (248)
- One or more Allopathic Internal Medicine Physician (703)



Map created by the  
National Center for the  
Analysis of Healthcare Data  
January, 2025

Data Source: NCAHD's Enhanced State Licensure Data (2024); \*Excluding KCUCOM alumni from the classes of 2022-2024;  
Rural definition is the Federal Office of Management and Budget (OMB) county-zipcode based; HRSA's MUA/P and PC HPSA definition as of 10/2024

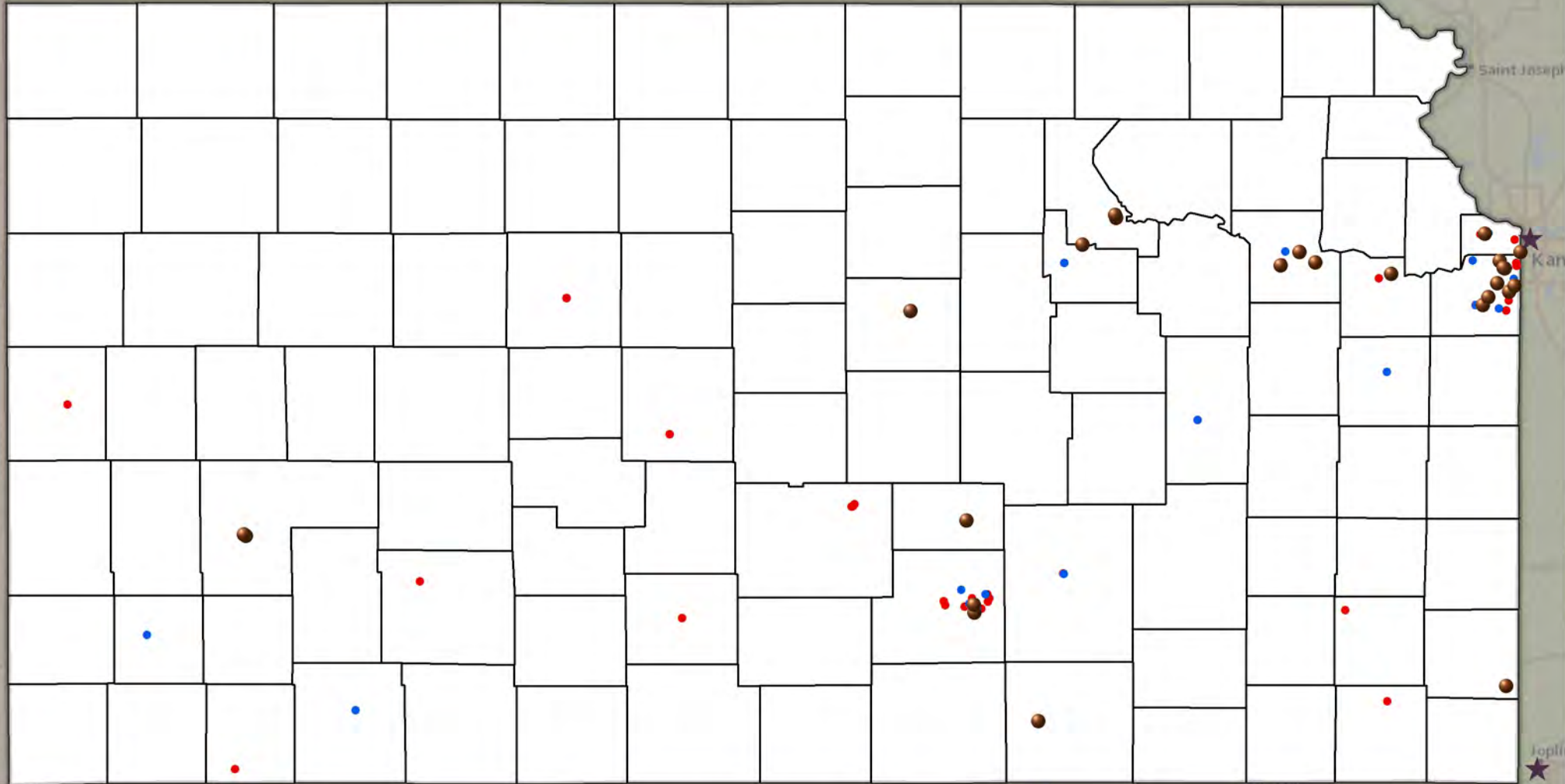


# Kansas Distribution of Kansas City University - College of Osteopathic Medicine **OBSTETRICS AND GYNECOLOGY** Graduates\*

- ✓ 35% (11) of KCU-COM Ob/Gyn Graduates practice in a Rural Area
- ✓ 52% (16) of KCU-COM Ob/Gyn Graduates practice in a PCHPSA
- ✓ 32% (10) of KCU-COM Ob/Gyn Graduates practice in a MUA/P



- ✓ 19% (42) of Allopathic Ob/Gyns practice in a Rural Area
- ✓ 27% (16) of Osteopathic Ob/Gyns practice in a Rural Area
- ✓ 60% (129) of Allopathic Ob/Gyns practice in a PCHPSA
- ✓ 62% (37) of Osteopathic Ob/Gyns practice in a PCHPSA
- ✓ 28% (61) of Allopathic Ob/Gyns practice in a MUA/P
- ✓ 37% (22) of Osteopathic Ob/Gyns practice in a MUA/P



- ★ Kansas City University Campuses
- One or more KCU-COM Obstetrics & Gynecology Alumni (31)
- One or more Osteopathic Obstetrics & Gynecologists (60)
- One or more Allopathic Obstetrics & Gynecologists (216)



Map created by the  
National Center for the  
Analysis of Healthcare Data  
January, 2025

Data Source: NCAHD's Enhanced State Licensure Data (2024); \*Excluding KCUCOM alumni from the classes of 2022-2024;  
Rural definition is the Federal Office of Management and Budget (OMB) county-zipcode based; HRSA's MUA/P and PC HPSA definition as of 10/2024

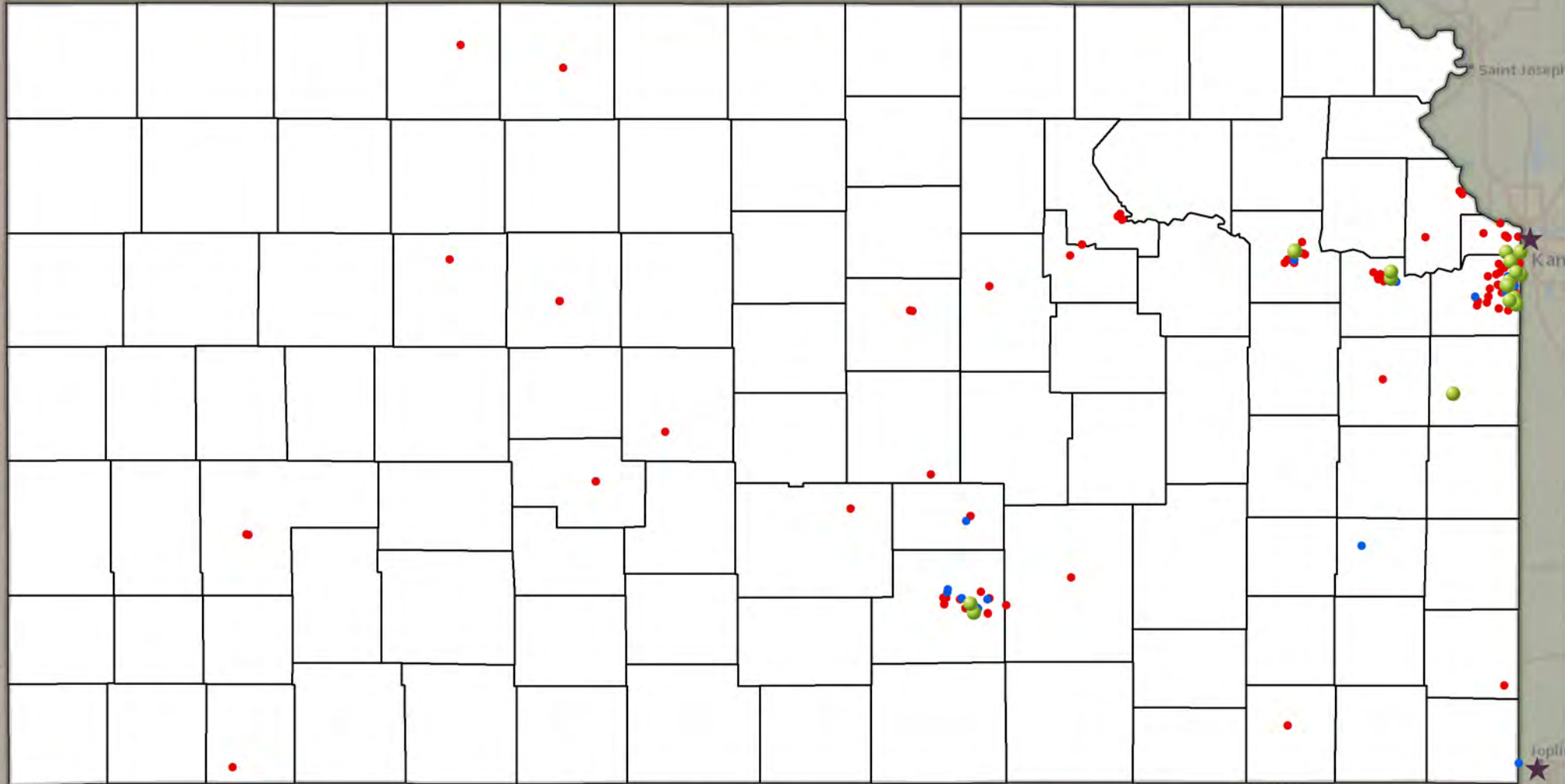


# Kansas Distribution of Kansas City University - College of Osteopathic Medicine *PSYCHIATRY* Graduates\*

- ✓ 6% (2) of KCU-COM Psychiatry Graduates practice in a Rural Area
- ✓ 62% (21) of KCU-COM Psychiatry Graduates practice in a PCHPSA
- ✓ 12% (4) of KCU-COM Psychiatry Graduates practice in a MUA/P



- ✓ 15% (35) of Allopathic Psychiatrists practice in a Rural Area
- ✓ 7% (5) of Osteopathic Psychiatrists practice in a Rural Area
- ✓ 57% (131) of Allopathic Psychiatrists practice in a PCHPSA
- ✓ 68% (47) of Osteopathic Psychiatrists practice in a PCHPSA
- ✓ 23% (54) of Allopathic Psychiatrists practice in a MUA/P
- ✓ 26% (17) of Osteopathic Psychiatrists practice in a MUA/P



- ★ Kansas City University Campuses
- One or more KCU-COM Psychiatry Alumni (34)
- One or more Osteopathic Psychiatrists (69)
- One or more Allopathic Psychiatrists (230)



Map created by the  
National Center for the  
Analysis of Healthcare Data  
January, 2025

Data Source: NCAHD's Enhanced State Licensure Data (2024); \*Excluding KCUCOM alumni from the classes of 2022-2024;  
Rural definition is the Federal Office of Management and Budget (OMB) county-zipcode based; HRSA's MUA/P and PC HPSA definition as of 10/2024

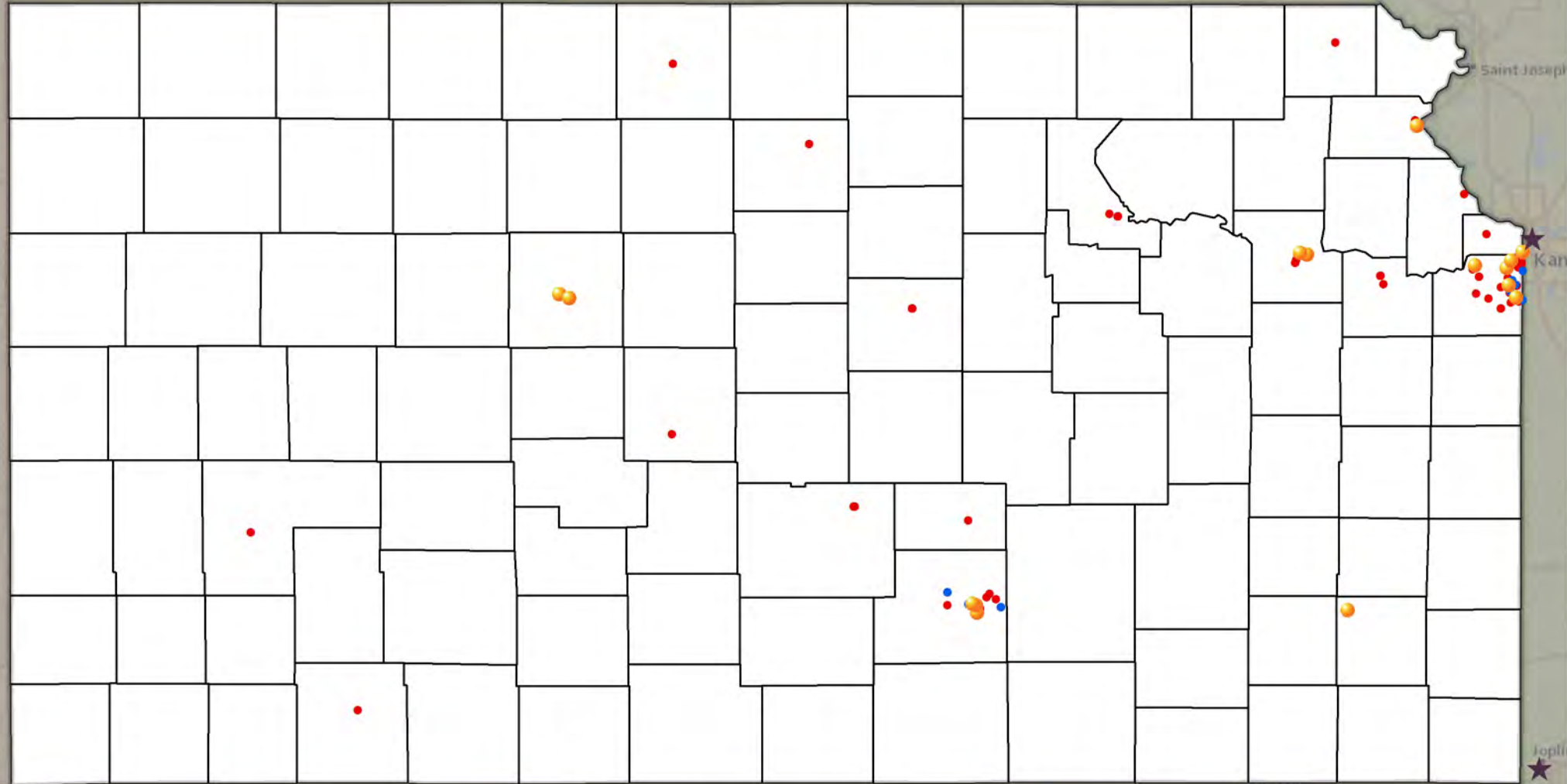


# Kansas Distribution of Kansas City University - College of Osteopathic Medicine **RADIOLOGY** Graduates\*

- ✓ 19% (4) of KCU-COM Radiology Graduates practice in a Rural Area
- ✓ 71% (15) of KCU-COM Radiology Graduates practice in a PCHPSA
- ✓ 19% (4) of KCU-COM Radiology Graduates practice in a MUA/P



- ✓ 14% (41) of Allopathic Radiologists practice in a Rural Area
- ✓ 5% (2) of Osteopathic Radiologists practice in a Rural Area
- ✓ 55% (157) of Allopathic Radiologists practice in a PCHPSA
- ✓ 65% (28) of Osteopathic Radiologists practice in a PCHPSA
- ✓ 25% (71) of Allopathic Radiologists practice in a MUA/P
- ✓ 21% (9) of Osteopathic Radiologists practice in a MUA/P



- ★ Kansas City University Campuses
- One or more KCU-COM Radiology Alumni (21)
- One or more Osteopathic Radiologists (43)
- One or more Allopathic Radiologists (286)



Map created by the  
National Center for the  
Analysis of Healthcare Data  
January, 2025

Data Source: NCAHD's Enhanced State Licensure Data (2024); \*Excluding KCUCOM alumni from the classes of 2022-2024;  
Rural definition is the Federal Office of Management and Budget (OMB) county-zipcode based; HRSA's MUA/P and PC HPSA definition as of 10/2024





*Data provided and verified by the National Center for the Analysis of Healthcare Data (NCAHD) using a standardized methodology for collecting and managing comprehensive national health care workforce data utilizing state-mandated licensure processes. For more details, visit: [NCAHD.ORG](https://www.ncahd.org)*

